

The BMW 5 Series
Gran Turismo

www.bmw.co.uk
www.bmw.ie



The Ultimate
Driving Machine



THE BMW 5 SERIES GRAN TURISMO.

BMW EFFICIENTDYNAMICS.
LESS EMISSIONS. MORE DRIVING PLEASURE.



FREEDOM
STARTS HERE.



The BMW 5 Series Gran Turismo

DISCOVER FREEDOM.

- 06 Exterior design**
Unmistakably independent.
- 10 Versatility**
Flexible space. Winning ways.
- 12 Interior**
Generosity of space. Unique ambience.
- 18 Personal service**
Support for every journey.

Technology

INNOVATION ROOM.

- 22 BMW ConnectedDrive**
So connected, you're free.
- 26 BMW EfficientDynamics**
The technology package for reduced fuel consumption and emissions.
- 28 Engines**
Maximum performance, minimum fuel consumption.
- 30 Chassis and safety**
Innovative systems for more driving pleasure.

Equipment

AS INDIVIDUAL AS YOUR IMAGINATION.

- 34 The BMW 5 Series Gran Turismo**
- 36 Luxury**
- 38 M Sport**
- 40 BMW Individual**
- 42 Colours, upholstery and interior trims**
- 48 Standard / Optional equipment**
- 59 Genuine BMW Accessories**

Overview

THE ENTIRE RANGE AT A GLANCE.

- 60 Technical data and information on fuel consumption and CO₂ emissions**
- 62 BMW Service and BMW Brand highlights**
Exclusive offers for BMW customers.

www.bmw.co.uk
www.bmw.ie

Editorial

DISCOVER FREEDOM. ENJOY THE MOMENT.

Driving can be so much more than the simple business of getting from A to B. This is why every BMW is so much more than a simple automobile. The BMW 5 Series Gran Turismo gives shape to this thinking more emphatically than ever. Unique in its class, this concept embodies the best that a vehicle can offer. In this way, it makes the experience of travel precisely what it should be – something special.

Luxury and versatility combine in a compellingly new, generously proportioned form. Timeless elegance meets the highest levels of comfort. Ground-breaking innovation offers unlimited possibilities. And wherever you may go in the BMW 5 Series Gran Turismo, one goal will always be reached – enjoyment of the moment.

www.bmw.co.uk/5seriesgranturismo

Specification of model shown: BMW 535i Luxury Gran Turismo.

Engine:	BMW TwinPower Turbo six-cylinder in-line petrol engine
Output:	306hp (225kW)
Wheels:	20" light alloy Multi-spoke style 459
Exterior colour:	Callisto Grey metallic
Upholstery colour:	Ivory White Exclusive Nappa leather with Exclusive stitching
Interior trim:	Ash-grain wood with inlay, High-gloss



www.facebook.com/bmwuk
www.facebook.com/bmwireland

WHEN UNIQUE IS ALSO EXTRAORDINARY.

Sometimes, the most extraordinary combinations are the ones that hold the deepest attraction. The dynamic exterior lines of the BMW 5 Series Gran Turismo illustrate this point well. They evoke the stylish presence of a saloon and yet also the elegance of a coupé. This fusion of identity gives the BMW 5 Series Gran Turismo independent, unmistakable character. This is, indeed, an exceptional automobile – a unique BMW.





SPACE. IN PERFECT FORM.

The elongated bonnet, short overhangs and characteristic Hofmeister kink in the C-pillars. The BMW 5 Series Gran Turismo is, evidently, a typical BMW. Its roofline interprets Gran Turismo proportions in an elegant and contemporary new way, right through to the dynamic rear. Here, the tailgate and redesigned rear lights create an even sportier appearance. Additionally, the optional Adaptive LED Headlights underscore the modern and purposeful impression given by the BMW 5 Series Gran Turismo.



TAILORMADE FREEDOM.

The perfectly formed silhouette of the BMW 5 Series Gran Turismo is an impressive sight. Within it, there are equally impressive features when it comes to versatility. It all adds up to a very special kind of convenience – the freedom to do exactly as you wish.





WHERE LAID BACK IS THE RIGHT ATTITUDE.

The elegance of the frameless doors hint at what lies behind them: an interior that indulges driver and passengers with stylish, crafted materials that reveal a genuine love of detail. The harmonious interior gives a feeling of incomparable roominess. Maximum comfort is also ensured in the rear thanks to seats that slide by 73mm that provide remarkable legroom. The overall result is a refined, first-class atmosphere that invites you to savour every moment of every journey – even after you've arrived.



**LUXURY THAT
CREATES CLARITY.**

**AS DYNAMIC AS
EFFICIENCY GETS.**






PERSONAL SERVICE STARTS IN THE VEHICLE.

Wherever your travels may take you in the BMW 5 Series Gran Turismo, BMW ConnectedDrive Services are available to get you safely and conveniently to your destination. Nothing illustrates this more clearly than Information Plus. Whether you need a restaurant recommendation, a hotel reservation or information on cultural attractions, this very personal new service is available around the clock, answering questions in any language all from within the vehicle. If desired, address details can also be sent directly to your navigation system. All these features make it even easier to discover new places and experience unforgettable moments in the BMW 5 Series Gran Turismo.

**GIVING MAGNITUDE
TO THE MOMENT.**






BMW ConnectedDrive

So connected, you're free.

Our world is becoming more connected every day with instant access to information at anytime and anyplace. With your BMW being an integral part of your lifestyle we believe it's important that you can keep up to date from behind the wheel. BMW ConnectedDrive delivers intelligent solutions that allow you to remain connected whilst on the move.





Advanced driver assistance systems can connect you to the outside world so that you know exactly what is happening around you, premium traffic solutions ensure you are taking the most time efficient route whilst online services provide direct access to information about your current location or chosen destination. Today, driving enjoyment is derived as much from being informed and relaxed as it is from impressive performance and efficiency – discover how the comprehensive range of ConnectedDrive technologies can enhance the connected capabilities of your Ultimate Driving Machine.

For more information please visit:

www.bmw.co.uk/ConnectedDrive
www.bmw.ie/ConnectedDrive

BMW CONNECTED DRIVE SERVICES AND APPS.

Wherever your journey may lead, you can stay in touch with BMW ConnectedDrive Services. The range of innovative functions provide optimum integration between the driver, vehicle and the world outside - anytime, anywhere.



BMW EMERGENCY CALL.

Known as BMW eCall, this service provides a direct link to the local Emergency Services. You can summon help manually by simply pressing the SOS emergency call button to request for assistance. Additionally, if your vehicle is involved in a more serious accident an automatic emergency call is made, providing extra reassurance that if you cannot call for help, your BMW will on your behalf. With either the manual or the automatic emergency call, details of your vehicle and location will be sent directly to a Emergency Service Centre, so that immediate action can be taken and assistance dispatched without delay. BMW Emergency Calls are made using the integrated BMW SIM card so no mobile phone is required.



REAL TIME TRAFFIC INFORMATION.

Provides a precise account of current traffic situations in real time. The information is presented on the Navigation map by using a colour coding system indicating the flow of traffic. Road networks are divided into distances as short as 500m for superior accuracy and dependency. Information is automatically updated every 3 minutes allowing the driver to monitor whether the traffic situation is improving or worsening. The system also recommends for or against alternative routes based on the potential time saving benefits. (Standard for all models except 520d SE and M Sport).



INFORMATION PLUS.

At the push of a button local information is available wherever you may be. The service connects you to a BMW operator who will be able to quickly access the information you need. So whether you are looking for a nearby hotel, restaurant or simply can't find your way then support is conveniently on hand. Information can be sent directly to your BMW so that addresses can be transferred to your Navigation system. Information Plus calls are made using the integrated BMW SIM card so there is no need for a mobile phone and you can use the service as much as you like at no additional cost.

BMW CONNECTED DRIVE SERVICES AND APPS.



MOBILE OFFICE (optional).
With a compatible mobile device you can access a host of features, including your contact lists, text messages, calendar entries and emails directly through your Control Display using the iDrive controller. Details can even be read out to you with the text-to-speech function, and with Message Dictation (with BMW Professional Multimedia Navigation system) your spoken reply is converted into a text document that you can then send out. So you can make profitable use of your time behind the wheel, and remain focussed on what's most important: the road ahead.




BMW APPS.
As part of BMW Online Services, users can download the free 'BMW Connected' iPhone application. This allows you to integrate a range of popular smartphone apps within your vehicle. Using the iDrive controller, you can select web radio stations from around the world, call up the latest status reports from your Facebook and Twitter accounts and view your iCalendar on the vehicle Control Display. (Standard for all models except 520d SE and M Sport).



BMW ONLINE SERVICES.
With the internet-based services from BMW Online you can conveniently keep up to date with the latest news and sports headlines from the comfort of your BMW. You can plan ahead with Google™ send-to-car and a detailed five-day weather forecast. Search for accurate location-based information in a live online database and stay in touch with your emails using the BMW Online Office. No mobile phone is required since access to BMW Online information is via the integrated BMW SIM card, so you can use the services as much as you like at no additional cost.

BMW CONNECTED DRIVE DRIVER ASSISTANCE.

The comprehensive range of advanced driver assistance systems from BMW ConnectedDrive seamlessly integrate the driver into their immediate environment. Headlights, sensors, cameras and radars can combine to ensure the driver is fully informed about what is happening around them, delivering superior comfort and convenience as well as enhanced safety for both passengers and other road users.



SURROUND-VIEW (optional).
Surround-view offers the driver a bird's-eye-view of the area around the vehicle, clearly shown in the Control Display providing extra confidence in tight manoeuvres and when parking. The rear-view camera provides a view of the area to the rear of the car. In addition, side-view cameras ensure better visibility of approaching traffic when joining a main road from a side street or junction.



HEAD-UP DISPLAY (optional).
A full colour TFT display projects important driving information onto the windscreen, in your direct field of vision. The information that is displayed can be customised in the vehicle Settings and includes the current speed of travel, navigation instructions or telephone and music listings. This convenient display ensures that your eyes are always on the road ahead for a safer driving experience.



INTELLIGENT HEADLIGHTS (optional).
A tailored combination of advanced headlight technologies combine to ensure optimum illumination of the road ahead without glaring on-coming traffic or other road users. The independent beam distribution of Adaptive Headlights combine with High-beam Assistant. The intelligent system monitors the road ahead and controls the beam distribution of the headlights to improve visibility during night time and poor weather driving conditions. Whilst Xenon Headlights include bi-xenon and LED technology to enhance the visual styling appeal in all conditions.



BMW EFFICIENT DYNAMICS – MAKING A LITTLE GO A LONG WAY.

BMW has long been at the forefront of the automotive industry in pursuing efficient driving technologies as part of our multi-award winning sustainability strategy. BMW EfficientDynamics represents a comprehensive package of innovative technologies for reducing fuel consumption and emissions – whilst simultaneously increasing driving dynamics. Through these innovations the BMW Group has been able to reduce the CO₂ emissions of its entire fleet by approximately 30% since 1995. Currently the majority of models produce less than 140g of CO₂ per kilometre or even less and more than two million BMW vehicles have already been equipped with EfficientDynamics technologies. BMW intends to achieve a further 25% reduction in CO₂ emissions by 2020. For the benefit of the environment and the enjoyment of the driver.

BMW EFFICIENT DYNAMICS INNOVATIONS IN THE BMW 5 SERIES GRAN TURISMO AT A GLANCE.

Auto Start-Stop. Automatically switches off the engine when the vehicle is stationary. As soon as you engage the clutch or take your foot off the brake, the engine immediately starts up again and your journey continues. And without any effort on your part, you've saved fuel and helped protect the environment.

BMW TwinPower Turbo technology. In petrol engines, this innovations package combines a TwinScroll turbocharger with VALVETRONIC, Double-VANOS and High-precision direct injection. In diesel engines, it combines Common-rail direct injection with Variable Vane Geometry. In this way, BMW TwinPower Turbo significantly reduces the fuel consumption of petrol and diesel engines – while at the same time improving power delivery across a range of engine speeds.

Brake Energy Regeneration. Now when you brake, you won't just be slowing yourself down, you'll be helping to keep your car moving. It sounds counter-intuitive, but whenever you apply the brakes or take your foot off the accelerator, you recycle energy instead of wasting it. Brake Energy Regeneration then uses this energy to recharge the battery. In the process, it reduces the demand on your engine, means you consume less fuel and keeps down your CO₂ emissions.


ECO PRO mode. This mode enables fuel consumption to be reduced by up to 20% depending on your individual driving style¹. For example, ECO PRO will advise the driver to accelerate less aggressively, the eight-speed automatic transmission shifts even faster to higher gears and the automatic air conditioning is subject to energy optimised settings.

Eight-speed automatic transmission. The close spacing of gear ratios in the eight-speed automatic transmission with Steptronic enables maximum use of the optimum rev range, lowering fuel consumption and enhancing shift comfort.

¹ Determined in an internal BMW fuel consumption study.

ENGINES WITH ALL THE RIGHT VALUES. FOR ACCELERATION – AND FUEL CONSUMPTION.


The petrol engines. The innovative BMW TwinPower Turbo petrol engines are central to the BMW EfficientDynamics strategy and have won a host of awards. They combine the latest fuel injection systems, fully variable power control and innovative turbocharging technology.



BMW 550i. The BMW TwinPower Turbo eight-cylinder 550i petrol engine with High-precision direct injection delivers maximum torque of 650Nm from 2,000rpm and offers reserves of power for every situation. With 449hp (330kW), the powerful engine accelerates the BMW 5 Series Gran Turismo from 0 to 62mph in 5.0 seconds. It is also efficient in its use of fuel, returning a combined from 30.1mpg (9.4l/100km), whilst emitting from just 214g/km of CO₂. Top speed is electronically limited to 155mph (250km/h).

BMW 535i. The BMW TwinPower Turbo in-line six-cylinder 3.0 litre engine combines VALVETRONIC, Double-VANOS and High-precision direct injection with a TwinScroll turbocharger. This intelligent innovation package reduces combined fuel consumption from 33.2mpg (8.5l/100km) and leads to CO₂ emissions from 192g/km. The performance figures are also impressive: 306hp (225kW), max torque of 400Nm and acceleration from 0 to 62mph in only 6.1 seconds. Top speed is electronically limited to 155mph (250km/h).

The diesel engines. The BMW TwinPower Turbo technology in the diesel engines combines the latest fuel-injection technology and fully variable power control with innovative turbocharging for increased efficiency and greater dynamics. All are engineered in lightweight aluminium and come with a maintenance-free particle filter.



BMW 535d. The BMW TwinPower Turbo in-line six-cylinder diesel engine, with its 3.0 litre capacity, combines Common-rail direct injection with two-stage turbocharging and Variable Vane Geometry. Even at low engine speeds, between 1,500 and 2,500rpm, it delivers its maximum torque of 630Nm. The smooth-running and highly responsive engine develops 313hp (230kW) and accelerates the BMW 535d from 0 to 62mph in just 5.7 seconds. Average fuel consumption is from 46.3mpg (6.1l/100km) and CO₂ emissions are from 154g/km.

BMW 530d. This 3.0 litre BMW TwinPower Turbo in-line six-cylinder diesel engine combines Common-rail direct injection and a turbocharger with Variable Vane Geometry. At just 1,500rpm, this engine, with its output of 258hp (190kW), is already delivering an impressive 560Nm of torque. The sprint from 0 to 62mph takes 6.2 seconds. Combined fuel consumption is from 47.1mpg (6.0l/100km) and CO₂ emissions are, on average, from a low 153g/km.

BMW 520d. The BMW TwinPower Turbo four-cylinder diesel engine develops its impressive output of 184hp (135kW) from a capacity of 2.0 litres. It combines Common-rail direct injection and a turbocharger with Variable Vane Geometry and generates 380Nm of torque between 1,750 and 2,750rpm. It reaches 62mph, from a standstill, in 8.9 seconds, and has a top speed of 133mph (215km/h). Combined fuel consumption is from an efficient 49.6mpg (5.7l/100km) and CO₂ emissions from 144g/km.



THE BEST PLATFORM FOR DRIVING DYNAMICS. AN OUTSTANDING CHASSIS.

The wide range of innovative technology in the BMW 5 Series Gran Turismo is there to make sure that you thoroughly enjoy every journey. Many systems are intelligently networked, allowing you to experience maximum driving pleasure in the utmost safety – in every straight, every curve, every second.



Adaptive Drive. Combines the active chassis control systems, Dynamic Drive and Variable Damper Control (VDC). Sensors constantly monitor speed and steering wheel angle as well as lateral and longitudinal acceleration of the vehicle. Based on this data, the stabiliser and shock absorber settings are regulated. This results in precise steering responses, shorter braking distances and, at the same time, increased ride comfort.

Dynamic Stability Control+ (DSC+). Sensors constantly monitor driving status and, as necessary, modify directional stability and traction by intervening in the engine and brake management systems. This makes it easier to handle the vehicle, even in difficult road conditions, and actively enhances driving safety and therefore driving pleasure.

Variable Damper Control (VDC). Allows the driver to ideally match the shock absorber characteristics to the driving situation. In addition to the standard Comfort setting, there are two other programmes with this option. With Comfort+, the shock absorbers give a soft ride, reducing motion of the car to a minimum, especially on bumpy roads. In Sport/Sport+, the shock absorbers are set to a firmer position, for a sporty ride.

Integral Active Steering. Combines steering rear wheels with a variable steering-transmission ratio on the front axle. At up to 22mph, the rear wheels steer in the opposite direction to the front wheels. This makes the wheelbase feel like it is shorter and thus improves manoeuvrability and agility. Above 22mph, the rear wheels steer in the same direction as the front wheels. The resulting impression of a longer wheelbase enhances driving stability and comfort, which is particularly welcome when fast and abrupt lane changes are needed.

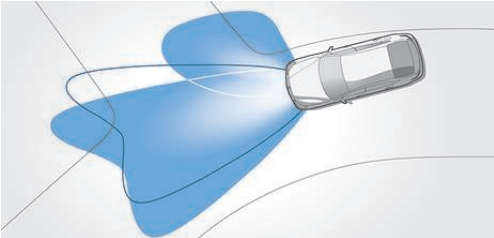
Body rigidity. A comprehensive package of intelligent safety features in the BMW 5 Series Gran Turismo is specifically designed to minimise the risk of accidents – and provide the reassurance that you are always well protected. High-strength multi-phase steel and aluminium enable a high degree of body rigidity and excellent crash resistance.

Drive Performance Control. Allows you to select your desired mode at the touch of a button. In Comfort mode, the engine and transmission remain in their standard settings. ECO PRO mode is orientated towards efficiency, where Sport mode puts the focus on even more dynamic driving.

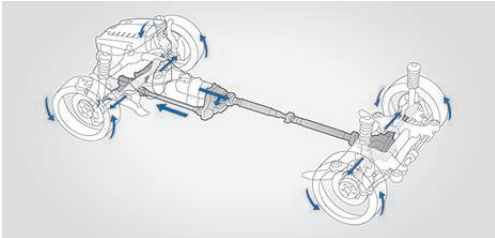
Eight-speed automatic transmission. Provides significantly higher gearshifting and driving comfort thanks to closely defined gear ratios and minimised changes in engine speed at each transition. This also leads to a perceptible increase in dynamism and reduced fuel consumption. Additionally, a gear lever allows manual shifts.

MORE SAFETY. MORE DRIVING PLEASURE.

The BMW 5 Series Gran Turismo is full of cutting-edge technology that can always be relied on. Superb handling characteristics and innovative equipment come as standard, giving the driver exactly the right support for any situation. It all means that you can feel safe in all road conditions.



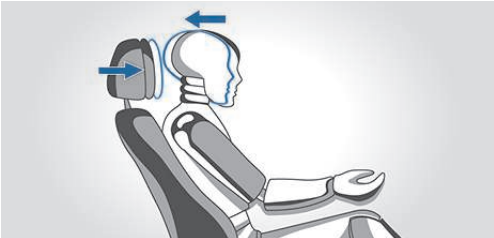
■ **524 Adaptive Headlights**, including cornering lights and High-beam Assistant, illuminate bends at greater distances by optimally adjusting the swivelling headlights as soon as the driver turns the steering wheel. To improve short-range visibility, the turning lights integrated into the foglights are automatically activated, even when the vehicle is at a standstill, as soon as the indicator is switched on or the steering wheel is turned.



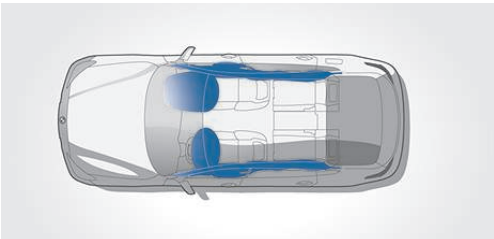
■ **Dynamic Stability Control+ (DSC+)**, including Cornering Brake Control (CBC), Hill-start Assistant, Brake Assist, Brake drying function and brake readiness. DSC is able to detect any slight skidding and stabilise the car within fractions of a second. Dynamic Traction Control (DTC) allows increased wheel slip to optimise acceleration in certain driving conditions and to enable more dynamic driving.



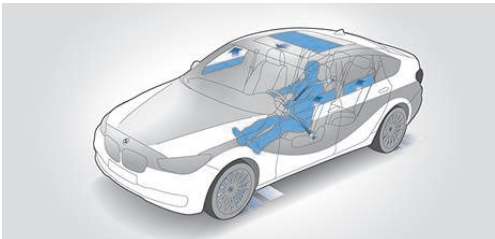
■ **BMW restraint system**, comprises of a combination of three-point seat belts, pyrotechnical belt latch tensioner, belt force limiter and anti-whiplash front head restraints that ensures the best possible restraint effect in a collision. The seat belt buckles in the rear are coded to avoid them being incorrectly fastened.



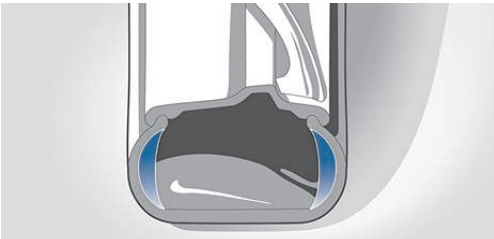
■ **Anti-whiplash front head restraints** respond within split seconds in a collision to narrow the distance between the headrest and the occupant's head, thus preventing injuries to the neck vertebrae.



■ **Airbags** are just one of the passive safety elements in your BMW that make up a perfectly coordinated system. Six airbags are installed for precise protection: driver and front passenger airbags, the head airbags (curtain) for front and rear as well as side airbags stowed in the seatbacks.

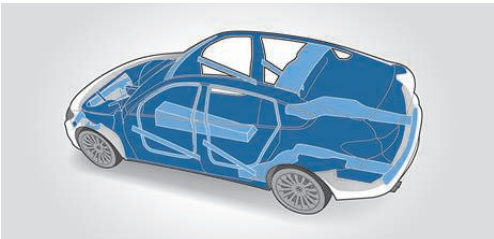


■ **5AL Dynamic Safety**, ensures all safety components are designed to complement each other perfectly. This includes six airbags provided as standard, for outstanding occupant protection. Dynamic Safety initiates protective measures for occupants if an accident situation is imminent by tensioning seatbelts, it also moves the seats to an optimal position and automatically closes open windows and the panoramic glass sunroof. Dynamic Safety also includes an Attentiveness Assistant.



■ **Run-flat tyres**, reinforced side walls prevent the tyres from completely collapsing or loosening from the rim if the air pressure drops, helping you make it safely to the next repair shop.

■ **Tyre Pressure Monitoring**, warns the driver with a light in the cockpit when there is a slight drop in tyre pressure. When there is a large pressure drop, there is an additional acoustic warning.



■ **Passenger cell**, the system of members and nodes in the functional body structure combined with the strategic deployment of high-strength materials delivers maximum passive safety in front, side or rear crashes. Defined deformation zones mean that the body structure can absorb impact energy, increasing passenger protection.

THE BMW 5 SERIES SE GRAN TURISMO.



Within the cockpit, BMW Professional radio, multi-function leather steering wheel and two-zone automatic air conditioning come as standard on all models. Four-zone automatic air conditioning, shown above, is optionally available (standard with 550i and 535d). Additionally 520d SE models come

with standard 6.5" flat colour display screen and BMW Business Advanced navigation system (shown above) where 530d SE models and above come with standard 10.2" screen and BMW Professional Multimedia navigation system.



In the BMW 5 Series Gran Turismo, Dakota leather upholstery comes as standard, while optionally available Dark Ash-grain wood (both shown above) completes this luxurious interior. Plenty of storage is included as standard, for example two cupholders in the centre console.



The BMW 5 Series Gran Turismo SE models feature 18" light alloy Double-spoke style 234 (shown above) and 19" light alloy Multi-spoke style 235 (shown below) are optional for SE and Luxury models.



The BMW 520d SE Gran Turismo in Alpine White paint, with optional LED front foglights.

THE BMW 5 SERIES LUXURY GRAN TURISMO.

Interior equipment:

- BMW Advanced loudspeaker system (excluding 520d)
- BMW ConnectedDrive Services comprising:
 - BMW Apps interface
 - BMW Online Services
 - Real Time Traffic Information
- Dakota leather upholstery with Exclusive stitching
- Door sill finishers with BMW designation, illuminated
- Interior trim, Finition Anthracite wood
- Navigation system, BMW Professional Multimedia
- Remote control, including integrated key, in Black with inset in Chrome
- Sport multi-function leather steering wheel, three-spoke

Exterior equipment:

- 19" light alloy Multi-spoke style 458 with run-flat tyres
- Exhaust tailpipes with Chrome finisher
- Exterior B pillar and mirror base housing - Black, High-gloss
- Exterior door handles, illuminated with Chrome strip
- Exterior trim, Chromeline
- Foglights, front LED
- Front air inlet with Chrome finisher
- Kidney grille, Chrome plated
- Rear tailgate with Chrome finisher



The seats in Ivory White Exclusive Nappa leather and interior trim in High-gloss Ash-grain wood with inlay give the Luxury interior an exceptionally refined appearance.



■ Remote control, including integrated key, in Black with inset in Chrome.



■ 19" light alloy Multi-spoke style 458 with mixed run-flat tyres.
Front: 8.5J x 19 with 245/45 R19 tyres.
Rear: 9.5J x 19 with 275/40 R19 tyres.



□ 20" light alloy Multi-spoke style 459 with mixed run-flat tyres.
Front: 8.5J x 20 with 245/40 R20 tyres.
Rear: 10J x 20 with 275/35 R20 tyres.



The BMW 535i Luxury Gran Turismo in optional Damask Red metallic paint.

THE BMW 5 SERIES M SPORT GRAN TURISMO.

Interior equipment:

- Door sill finishers with M designation
- Headlining, Anthracite
- Interior trim, Palladium Grey (550i: Dark Ash-grain wood)
- M Sport multi-function leather steering wheel, three-spoke
- Sport seats, front

Exterior equipment:

- 19" light alloy M V-spoke style 302 M with mixed tyres
- Exhaust tailpipes - Dark Chrome
- Exterior trim, High-gloss Shadowline
- M aerodynamic bodystyling
- M designation on front side panels, left and right
- M Sport suspension (can be deleted)



■ Athletic interior design featuring the sporty M Sport multi-function leather steering wheel and Sport seats in Black Dakota leather which are all standard on M Sport models.



■ M designation on front side panels.



■ 19" light alloy M V-spoke style 302 M with mixed run-flat tyres.
Front: 8.5J x 19 with 245/45 R19 tyres.
Rear: 9.5J x 19 with 275/40 R19 tyres.



□ 20X 20" light alloy M Double-spoke style 303 M with mixed run-flat tyres.
Front: 8.5J x 20 with 245/40 R20 tyres.
Rear: 10J x 20 with 275/35 R20 tyres.



The BMW 550i M Sport Gran Turismo in Carbon Black metallic paint which is exclusive to M Sport models.

BMW Individual

The expression of personality.



BMW Individual
Champagne Quartz metallic.



The BMW 5 Series Gran Turismo. Inspired by BMW Individual.

□ Driving a BMW is, in itself, a mark of character. There are those who still, however, want their vehicles to be even more individual reflections of their personality. The BMW Individual Collection and the BMW Individual Manufaktur meet these needs by opening up seemingly limitless opportunities for differentiation.

Precisely in tune with each model, the BMW Individual Collection offers a highly exclusive selection of equipment options. Fascinating paint finishes either refracting the light or with a matt effect. Leather, unique in colour and scope of application, perfected with clever contrasts and decorative stitching. Interior trims in the most exclusive fine woods, the immaculate Piano finish and the finest leather.

And yet even this can be surpassed – thanks to the BMW Individual Manufaktur. Here, there is only one goal: realising almost any customer request, even the most personal, with stylish, hand-crafted perfection.




BMW Individual Extended Merino leather in Platinum
with Exclusive Black piping.




BMW Individual Extended Merino leather in Platinum
with Exclusive Black piping and Platinum leather interior trim.


Exterior colours.




☐ **300 Alpine White**
Non-metallic




☐ **A83 Glacier Silver**
Metallic




☐ **668 Jet Black**
Non-metallic




☐ **B64 Callisto Grey**¹
Metallic




☐ **475 Black Sapphire**¹
Metallic




☐ **B65 Jatoba**¹
Metallic



☐ **416 Carbon Black**²
Metallic




☐ **A96 Mineral White**¹
Metallic




☐ **A72 Cashmere Silver**
Metallic

Interior colours.




Black




Venetian Beige


Upholstery colours. SE.



☒ **LCSW Black**
Dakota leather



☒ **LCDF Venetian Beige**
Dakota leather



☒ **LCEZ Cinnamon Brown**
Dakota leather

Please note that, over time, even correct use can lead to unrecoverable upholstery damage. This can be caused, in particular, by non-colourfast clothing.

Some interior features, depending on selected upholstery colour, may differ in colour.

Interior trims. SE.



☒ **4CG Satin Silver, matt**



☐ **4BN Dark Ash-grain wood, High-gloss**




☐ **4CE Finline Anthracite wood**




☐ **4CK Finline Light wood**


Exterior colours.



☐ **BMW Individual**




☐ **X02 Citrine Black**
Metallic




☐ **X08 Champagne Quartz**
Metallic

Upholstery colours.




☐ **ZAC8 Platinum**³
Extended Merino leather with Exclusive piping




☐ **ZAP5 Amaro Brown**³
Extended Merino leather with Exclusive piping

Interior trims.




☐ **XE9/ZAC8 Platinum**
BMW Individual Leather



☐ **XE9/ZAP5 Amaro Brown**
BMW Individual Leather

Headlining.




☐ **775 Anthracite**
Headlining

These pages show the colours and materials available for the BMW 5 Gran Turismo. Use them to identify your favourite colours or compare various combinations. These colour samples are meant to give a first impression of paints and materials. Experience has shown, however, that printed versions of paint, upholstery colours and interior trims cannot in all cases faithfully reproduce the appearance of the originals. We therefore recommend that you consult your BMW Retailer on your preferred colour choices. They will be happy to show you samples and assist with any requests.

¹ Not available with M Sport models.
² Only available with M Sport models.
³ BMW Individual Extended Merino leather includes front and rear seats plus headrests, front seat backrests, armrest sides front and rear and centre console including armrest.


**Upholstery colours.
Luxury and M Sport.**




■ **LCLZ Black with Exclusive stitching**
Dakota leather




■ **LCLY Venetian Beige with Exclusive stitching** Dakota leather



■ **LCET Ivory White with Exclusive stitching**
Dakota leather




■ **LCEZ Cinnamon Brown**
Dakota leather



☐ **LZMW Mocha with Exclusive stitching**
Exclusive Nappa leather



☐ **LZET Ivory White with Exclusive stitching**
Exclusive Nappa leather




☐ **LZLZ Black with Exclusive stitching**
Exclusive Nappa leather

Upholstery colours.
M Sport.



■ **LCSW Black**
Dakota leather



■ **LCDF Venetian Beige**
Dakota leather

Interior trims.
Luxury.



■ 4CE Fineline Anthracite wood



☐ 4CT Ash-grain wood with inlay, High-gloss



☐ 4BN Dark Ash-grain wood, High-gloss



☐ 4CK Fineline Light wood

Interior trims.
M Sport.



■ 4L7 Palladium Grey


































□ 4BN Dark Ash-grain wood, High-gloss¹



☐ 4CE Fineline Anthracite wood

☐ 4CK Fineline Light wood

Combinations.

BMW upholstery colours						
	Dakota leather			BMW Individual Extended Merino leather		
Standard seats	•	•	•	•	•	
Sport seats	•	•	•	—	—	
Comfort seats	•	•	•	•	•	
Upholstery colours	Black	Venetian Beige	Chammon Brown	Platinum	Amaro Brown	
						
Interior colours	Black	Venetian Beige	Black	Black	Black	
						
BMW exterior colours						
300 Alpine White, non-metallic		•	•	•	•	•
668 Jet Black, non-metallic		•	•	•	•	•
475 Black Sapphire, metallic		•	•	•	•	•
416 Carbon Black, metallic		—	—	—	—	—
A72 Cashmere Silver, metallic		•	•	•	•	•
A52 Space Grey, metallic		•	•	•	•	•
A90 Sophisto Grey, xirallic		•	•	•	•	•
A89 Imperial Blue, xirallic		•	•	•	•	•
B03 Damask Red, metallic		•	•	•	•	•
A83 Glacier Silver, metallic		•	•	•	•	•
B64 Callisto Grey, metallic		•	•	•	•	•
B65 Jatoba, metallic		•	•	•	•	•
A96 Mineral White, metallic		•	•	•	•	•
BMW individual exterior colours						
X02 Citrine Black, metallic		•	•	•	•	•
X08 Champagne Quartz, metallic		•	•	•	•	•
BMW interior trims						
4CG Satin Silver, matt		•	•	•	—	—
4BN Dark Ash-grain wood, High-gloss		•	•	•	—	—
4CE Fineline Anthracite wood		•	•	•	—	—
4CK Fineline Light wood		•	•	•	—	—
BMW individual interior trims						
XE9/ZAC8 Leather, Platinum		—	—	—	•	—
XE9/ZAP5 Leather, Amaro Brown		—	—	—	—	•
• Available — Not available						

¹ Standard with 550i M Sport models.

This brochure describes the models, features and configuration options (standard and optional) available in vehicles delivered by BMW AG for the German market. In other EU countries, there may be deviations from the features and configuration options described, in terms of the standard and optional equipment of the individual models. To find out more about the different country versions on offer, please consult your local BMW dealer. Design and equipment subject to change.

Combinations.

		BMW Luxury upholstery colours										BMW M Sport upholstery colours										
		Dakota leather				Exclusive Nappa leather			BMW Individual Extended Merino leather			Dakota leather					Exclusive Nappa leather			BMW Individual Extended Merino leather		
Standard seats		•	•	•		•	•	•	•	•		•	•	•	•	•	•	•	•	•	•	
Sport seats		•	•	•		•	•	•	•	•		•	•	•	•	•	•	•	•	•	•	
Comfort seats		•	•	•		•	•	•	•	•		•	•	•	•	•	•	•	•	•	•	
Upholstery colours																						
Interior colours																						
BMW exterior colours																						
		•	•	•	•	•	•	•	•	•		•	•	•	•	•	•	•	•	•	•	
		•	•	•	•	•	•	•	•	•		•	•	•	•	•	•	•	•	•	•	
		•	•	•	•	•	•	•	•	•		•	•	•	•	•	•	•	•	•	•	
		•	•	•	•	•	•	•	•	•		•	•	•	•	•	•	•	•	•	•	
		•	•	•	•	•	•	•	•	•		•	•	•	•	•	•	•	•	•	•	
		•	•	•	•	•	•	•	•	•		•	•	•	•	•	•	•	•	•	•	
		•	•	•	•	•	•	•	•	•		•	•	•	•	•	•	•	•	•	•	
		•	•	•	•	•	•	•	•	•		•	•	•	•	•	•	•	•	•	•	
		•	•	•	•	•	•	•	•	•		•	•	•	•	•	•	•	•	•	•	
		•	•	•	•	•	•	•	•	•		•	•	•	•	•	•	•	•	•	•	
		•	•	•	•	•	•	•	•	•		•	•	•	•	•	•	•	•	•	•	
		•	•	•	•	•	•	•	•	•		•	•	•	•	•	•	•	•	•	•	
		•	•	•	•	•	•	•	•	•		•	•	•	•	•	•	•	•	•	•	
BMW Individual exterior colours																						
		•	•	•	•	•	•	•	•	•		•	•	•	•	•	•	•	•	•	•	
		•	•	•	•	•	•	•	•	•		•	•	•	•	•	•	•	•	•	•	
BMW Individual interior trims																						
		—	—	—	—	—	—	—	•	—		—	—	—	—	—	—	—	—	•	—	
		—	—	—	—	—	—	—	—	—		—	—	—	—	—	—	—	—	—	•	
Luxury interior trims																						
		•	•	•	—	•	•	•	•	•		—	—	—	—	—	—	—	—	—	—	
		•	•	•	—	•	•	•	•	•		—	—	—	—	—	—	—	—	—	—	
		•	•	•	—	•	•	•	•	•		—	—	—	—	—	—	—	—	—	—	
		•	•	•	—	•	•	•	•	•		—	—	—	—	—	—	—	—	—	—	
M Sport interior trims																						
		—	—	—	—	—	—	—	—	—		•	•	•	•	•	•	•	•	•	•	
		—	—	—	—	—	—	—	—	—		•	•	•	•	•	•	•	•	•	•	
		—	—	—	—	—	—	—	—	—		•	•	•	•	•	•	•	•	•	•	
		—	—	—	—	—	—	—	—	—		•	•	•	•	•	•	•	•	•	•	
• Available — Not available																						

Standard / Optional equipment.



■ **Xenon Headlights**, for high and low beam, including headlight washing system, accent lights and side indicators with LED technology, automatic headlight range control as well as parking, standing and daytime-running lights using four LED light rings.



□ **552 Adaptive LED Headlights** - full 'white' LED headlights lights for both low and high beam resembling daylight that can also be used for Daytime Driving Lights. Includes LED front indicators and Adaptive Headlights for improved visibility by following front wheel steering angle, giving better illumination of the road ahead through corners. Deactivated when vehicle is reversing or stationary and steering turned to offside, to avoid dazzling oncoming traffic. Additional cornering lights improve vision at close range, operated via the direction indicator or with corresponding steering wheel input.



■ **Headlight wash** ensures optimal illumination in all weathers. Headlights are automatically cleaned in parallel with the windscreen when the windscreen wash function is activated.



□ **5A1 LED foglights, front** complement the colour of the LED or Xenon headlights. The bright white light also increases safety when visibility is poor. (Standard for Luxury models).



■ **Exterior mirrors**, painted in body colour, electrically adjustable and aspheric.



□ **760 Exterior trim, High-gloss Shadowline**, with numerous details in High-gloss Black: front and rear side window trim, window recess covers front and rear, window guides on the rear doors and wing mirror frames.



■ **Exterior features in body colour** including bumpers, door handles, exterior mirror housing and side sills.



□ **323 Soft-close doors** gently pull the doors shut.



■ **Panoramic glass sunroof**, electric, with slide and tilt function, sun blind, wind deflector and remote control comfort opening.



■ **Rain sensor with automatic headlight activation** ensures optimum visibility in the rain and the onset of darkness. The interval speed of the windscreen wipers is regulated according to rain intensity and, when needed, the low beam comes on automatically.



■ **Exhaust tailpipes, Chrome.** The 550i model is fitted with a single, quadrilateral tailpipe, left and right (shown here in Dark Chrome for M Sport models).



■ **Exhaust tailpipes, Chrome.** The 520d and 530d models are equipped with a twin tailpipe on the left. The 535i and 535d have a single tailpipe left and right (pictured above).

Standard / Optional equipment.



■ **2SR 18" light alloy Double-spoke style 234**, 8J x 18 with 245/50 R18 run-flat tyres (standard on SE models).



□ **2FR 18" light alloy V-spoke style 425**, 8J x 18 with 245/50 R18 run-flat tyres.



□ **2WW 19" light alloy Turbine-spoke style 452** with mixed run-flat tyres. Front: 8.5J x 19 with 245/45 R19 tyres. Rear: 9.5J x 19 with 275/40 R19 tyres.



□ **2ST 19" light alloy Multi-spoke style 235** with mixed run-flat tyres. Front: 8.5J x 19 with 245/45 R19 tyres. Rear: 9.5J x 19 with 275/40 R19 tyres.



□ **2SW 19" light alloy Star-spoke style 272** with mixed run-flat tyres. Front: 8.5J x 19 with 245/45 R19 tyres. Rear: 9.5J x 19 with 275/40 R19 tyres.



□ **2AW 20" light alloy Turbine-spoke style 457** with mixed run-flat tyres. Front: 8.5J x 20 with 245/40 R20 tyres. Rear: 10J x 20 with 275/35 R20 tyres.



□ **2BX 20" light alloy Double-spoke style 253** with mixed run-flat tyres. Front: 8.5J x 20 with 245/40 R20 tyres. Rear: 10J x 20 with 275/35 R20 tyres.

Luxury.



■ **2W6 19" light alloy Multi-spoke style 458** with mixed run-flat tyres. Front: 8.5J x 19 with 245/45 R19 tyres. Rear: 9.5J x 19 with 275/40 R19 tyres.



□ **2H6 20" light alloy Multi-spoke style 459** with mixed run-flat tyres. Front: 8.5J x 20 with 245/40 R20 tyres. Rear: 10J x 20 with 275/35 R20 tyres.

M Sport.



□ **2NX 20" light alloy M Double-spoke style 303 M** with mixed run-flat tyres. Front: 8.5J x 20 with 245/40 R20 tyres. Rear: 10J x 20 with 275/35 R20 tyres.



■ **2NW 19" light alloy M V-spoke style 302 M** with mixed run-flat tyres. Front: 8.5J x 19 with 245/45 R19 tyres. Rear: 9.5J x 19 with 275/40 R19 tyres.

BMW Individual.



□ **2NV 20" BMW Individual light alloy V-spoke style 301** with mixed run-flat tyres. Front: 8.5J x 20 with 245/40 R20 tyres. Rear: 9.5J x 20 with 275/35 R20 tyres.

Standard / Optional equipment.



■ Multi-function leather steering wheel, three-spoke.



■ M Sport multi-function leather steering wheel, including larger thumbrests and a thicker rim for extra grip as well as a more sporty look. (Standard on and only with M Sport models).



□ 255 Sport multi-function leather steering wheel, Black, three-spoke, with Chrome inserts. (Standard with Luxury models).



□ 255/2TE Sport multi-function leather steering wheel with gearshift paddles. Gears can be changed manually using the paddles mounted on the steering wheel.



□ 2TE Steering wheel with gearshift paddles, shown here with M Sport multi-function steering wheel. Gears can be changed manually using the paddles mounted on the steering wheel.



■ Eight-speed automatic transmission for significantly faster shift speeds thanks to closely defined gear ratios and smooth transitions.



■ Drive Performance Control with ECO PRO, Comfort, Sport and Sport+ modes, in the centre console. Allows you to select your desired mode at the touch of a button. In Comfort mode, the engine and transmission remain in their standard settings. ECO PRO mode is orientated towards efficiency. Sport mode puts the focus on even more dynamic driving. The mode setting is shown beneath the speedometer.



■ Standard seats for driver and front passenger offer electric adjustment of seat height and backrest angle. The seat angle of the driver's seat is also electrically adjustable. Fore and aft seat positioning and headrest heights are manually adjustable.



□ 481 Sport seats, for driver and front passenger, offer optimum lateral support. Seat height, backrest and seat angle are electrically adjustable. Thigh support is manually adjustable. (Standard with M Sport models).



□ 456 Comfort seats, multi-adjustable seats with electric adjustment for anti-whiplash head restraints, upper and lower backrest, backrest width, seat base, thigh rest and lumbar support. Also electric adjustment of steering column and memory function for passenger seat. Includes 488 Lumbar support, driver and front passenger.



■ Centre armrest, rear, foldable, with storage compartment.



■ Rear seats, the seatbacks adjust giving passengers their own personal comfort position.



□ 4UR Ambient lighting. Lighting elements to illuminate and create ambience within the cockpit. Includes ambient lighting elements to door trims front and rear, highlight trim finisher across the instrument panel, door-pockets front and rear, rear of front seat backrests, storage compartment in front centre console, sides of rear centre console, handle areas and door sills finishers (standard for 530d models and above).

Standard / Optional equipment.



□ **5AS Driving Assistant.** A range of camera-based driver assistance systems provide enhanced safety and reduce the risk of potential collisions, at both high and low speeds. Lane Departure Warning detects lane markings and alerts the driver with steering wheel vibration should the vehicle unintentionally deviate from the lane of travel. Forward Collision Warning monitors vehicles ahead alerting the driver by optical and acoustic alerts of a potential rear-end collision. City Collision Mitigation proactively engages braking for rapid reaction to possible vehicle collisions and Preventive Pedestrian Protection detects pedestrians and cyclists and engages rapid braking in urban driving situations.



□ **5A3 Night Vision with Dynamic Light Spot.** A thermal imaging camera in the kidney grille detects people and animals up to a distance of 300 metres. The infrared images are shown in the Control Display. The driver is alerted to potential hazards using a visual and acoustic warning. In addition, an innovative Dynamic Light Spot uses the foglight beam to clearly illuminate the hazard enabling the driver to recognise potential dangers sooner and take more timely action.



■ **ECO PRO mode,** depending on individual driving style, this mode can reduce fuel consumption by up to 20% (determined in an internal BMW fuel consumption evaluation).



□ **5AT Driving Assistant Plus** has the same features as Driving Assistant, but also includes Active Cruise Control with 'Stop and Go' function, which maintains a pre-set distance and automatically adapts to the speed of the preceding vehicle. With these features, Driving Assistant Plus increases safety and comfort in motorway driving.

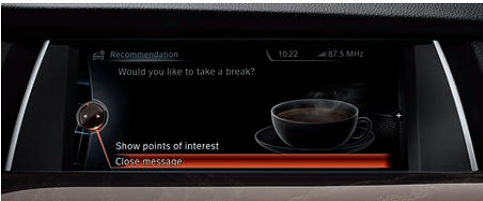
□ **5AR Traffic Jam Assist** provides additional convenience with corrective steering assistance in congested traffic on motorways. Hands-off detection is controlled by steering-wheel sensors with a take-control prompt by visual and acoustic signal.



□ **5AG Lane change warning system.** When travelling in excess of 13mph, a radar-based system monitors blind spots to the vehicle rear and side. Warnings are displayed on the side view mirrors to alert the driver of a potential hazard. Mild vibration to steering wheel if the vehicle is departing a marked lane into a potential hazard.




□ **8TH Speed limit display,** shows speed limits and information on overtaking restrictions in the instrument cluster and Head-up Display if fitted.



□ **5AL Dynamic Safety,** package for initiating protective measures for the occupants if an accident situation is imminent. Includes: seat belt tensioning, closure of any open windows and sliding sunroof, repositioning of passenger seat and automatic braking after impact. Additionally, Attentiveness Assistant monitors the driver's steering input and responds with appropriate recommendations in the Control Display.




■ **Instrument cluster** including, among other features, a high-resolution Info Display for showing Check Control and other messages, navigation instructions as well as titles and source information for music tracks being played and telephone redial lists. When ECO PRO mode is active, graphics in the instrument cluster and ECO PRO tips suggest options for a more efficient driving style.



□ **610 Head-up Display,** full colour, projects relevant information directly into the driver's field of vision. In this way, focus always remains on the road ahead. Information shown includes current speed, navigation instructions, Speed limit display, no-overtaking indicator, Check Control messages and infotainment.¹



□ **5DL Surround-view,** offers a panoramic 270-degree perspective. Also includes Side-view which permits an early view of traffic at blind junctions and intersections with poor visibility. Top-view provides 'bird's-eye view' images of the area to the side of the car. Images are shown in the Control Display.



□ **6WB Multi-functional instrument panel,** with Black Panel technology and a 10.25" screen, offers an impressive visual representation of the driving experience. ECO PRO, Comfort and Sport modes with their specific characteristics, colour and graphics, can be displayed in the instrument cluster.



□ **5DP Park Assist** for easy parallel parking. Activated at speeds below 20mph, the system uses sensors to identify a suitably sized parking space. Steering operation is controlled by the vehicle while the driver operates the brake and accelerator.

¹ Additional options may be required to display all features mentioned.

Standard / Optional equipment.



□ **iDrive Touch Controller** included as part of BMW Professional Multimedia Navigation system, the latest generation iDrive Touch Controller enables intuitive and convenient operation of the iDrive system. A touch sensitive pad located on the rotary dial allows written character entry, for example, writing telephone numbers and address information.



□ **4U1 Ceramic finish for controls**, including the gear lever and the front controller surround, as well as volume and temperature controls. For a high-quality and unique impression.

■ **iDrive Controller**, within easy reach in the centre console, allows intuitive operation of all integrated iDrive functions via the Control Display.



□ **4NB Air-conditioning, automatic with four-zone control**, as automatic air-conditioning with two-zone control, but with additional air vents in the B-pillars as well as a comfort vent in the centre of the instrument panel for directional or draft-free ventilation. Additionally, the outer rear seats feature individual temperature control complete with display (standard for 550i and 535d).



■ **Air-conditioning, automatic with two-zone control**, with automatic air flow and temperature control, and separate settings for driver and front passenger. Includes rear-seat vents, microfilter, fogging sensor, Max-Cool button and park ventilation function.



■ **Navigation system – BMW Business Advanced**, with 6.5" colour high-resolution display. Includes Multiple map views, plus also includes enhanced route planning and TMC traffic information. (Standard for 520d SE and 520d M Sport models).



□ **609 Navigation system - BMW Professional Multimedia**, with high-resolution 10.2" colour display and new Intel processor for fast screen loads and page transitions. Includes the new generation iDrive Touch Controller, DVD drive, integrated 20GB hard disk for storage of audio files, MP3 players or USB sticks, as well as Intelligent Route-ahead Assistance for efficient driving by anticipating road conditions, Real Time Traffic Information for up-to-date traffic flow information, ECO PRO Route, 3D city models and split-screen function. (Standard for 520d Luxury, 530d models and above).



□ **6F2 B&O Advanced audio system**, with 16 loudspeakers providing 1,200W amplifier power. DIRAC signal processing ensures outstanding acoustics and features two sound modes: Studio and Expanded. Optical display via partially illuminated speaker covers, extending centre speaker with acoustic lens and B&O speaker cover design. (Only with BMW Professional Multimedia Navigation system).



■ **BMW Professional radio**, including iDrive Controller with one-touch buttons, CD drive and MP3 decoder and 6.5" colour monitor (520d SE and 520d M Sport models) or 10.2" colour monitor (520d Luxury, 530d and above).

■ **DAB tuner**, offers a wider selection of stations in perfect sound quality across the entire transmission range.



□ **688 Loudspeaker system - harman/kardon**, with a powerful 600W digital amplifier, vehicle-specific equalising, 16 loudspeakers including centre speaker and surround mode creates an aural experience of the highest intensity. An aluminium signature in each of the mirror triangles is also featured.

□ **6FH Rear seat entertainment - BMW Professional**, with two separate 9.2" colour displays (adjustable for angle) and a DVD drive. Also features remote control and connections for MP3 players, games consoles and wireless headphones.

Standard / Optional equipment.



□ **322 Comfort Access with smart-opener** allows keyless opening and locking of vehicle doors, touch-free opening of the boot lid and engine ignition. Includes chrome strips on the exterior door handles.



■ **Tailgate, dual opening with automatic operation and soft-close.** Smaller items can be quickly and easily stowed in the vehicle, and without allowing in draughts, via a separate section below the rear window. Standard automatic tailgate operation can also be used.



□ **761 Sun protection glass** helps to control interior heat levels while allowing desired temperatures to be reached more quickly.



□ **416 Sunblinds - rear side windows, electric,** can be electrically raised and lowered. They protect against intense sunlight while also providing effective privacy.



□ **BMW Service Inclusive.** Service costs are another area where your local BMW Retailer can offer you an intelligent solution. BMW Service Inclusive covers all your vehicles servicing requirements for a specified period. Terms and conditions apply, find out more online at www.bmw.co.uk/ServiceInclusive

Genuine BMW Accessories.



21" light alloy V-spoke style 463 Ferric Grey; bicycle/e-bike holder for the trailer tow hitch.



Travel & Comfort System folding table, offers rear passengers a practical surface and is adjustable for both height and incline.



Ski and snowboard bag, for clean transport of up to four pairs of skis or three snowboards. Attaches securely to the lashing eyes in the boot.



Sun blinds.



Snap-in media adapter for using the telephone or listening to music.



Exterior mirror caps, Chrome. Perfectly finish off the appearance of the BMW 5 Series Gran Turismo.



BMW holder for Apple iPad with base support that attaches to the front seat headrest bars.

A BMW always delivers a special driving experience and can be enhanced further with Genuine BMW Accessories. The extensive product range includes accessories for the exterior, interior, mobile communications and luggage carrying solutions. All Genuine BMW Accessories have one thing in common, they are innovative ideas executed with design flair and are underpinned by BMW technology and quality. A brochure containing the full range of Genuine BMW Accessories is available from your local BMW Retailer. For further information, please visit

www.bmw.co.uk/accessories

	535i	550i	520d	530d	535d

Weight						
Unladen EU¹	kg	2015	2145	1990	2015	2045
Max. permissible	kg	2570	2670	2545	2570	2600
Permitted load	kg	630	600	630	630	630
Permitted axle load front/rear	kg	1165/1490	1245/1500	1090/1500	1150/1500	1170/1500
Permitted roof load	kg	75	75	75	75	75
Permitted trailer load, unbraked²	kg	750	750	750	750	750
Permitted trailer load, braked, max. 12% gradient²	kg	2100	2100	2100	2100	2100
Permitted trailer load, braked, max. 8% gradient²	kg	2100	2100	2100	2100	2100
Permitted towbar download	kg	100	100	100	100	100

Engine³⁴						
Cylinders/valves		6/4	8/4	4/4	6/4	6/4
Capacity	cc	2979	4395	1995	2993	2993
Stroke/Bore	mm	89.6/84.0	88.3/89.0	90.0/84.0	90.0/84.0	90.0/84.0
Output/engine speed	kW/rpm	225/5800–6000	330/5500–6000	135/4000	190/4000	230/4400
	(hp/rpm)	(306/5800–6000)	(449/5500–6000)	(184/4000)	(258/4000)	(313/4400)
Max. torque/engine speed	Nm/rpm	400/1200–5000	650/2000–4500	380/1750–2750	560/1500–3000	630/1500–2500
Compression ratio	:1	10.2	10.0	16.5	16.5	16.5

Transmission						
Standard transmission ratios	VII/VIII:1	4.71/3.14/2.11	4.71/3.14/2.11	4.71/3.14/2.11	4.71/3.14/2.11	4.71/3.14/2.11
	IV/V/VI:1	1.67/1.29/1.00	1.67/1.29/1.00	1.67/1.29/1.00	1.67/1.29/1.00	1.67/1.29/1.00
	VII/VIII/R:1	0.84/0.67/3.32	0.84/0.67/3.32	0.84/0.67/3.30	0.84/0.67/3.32	0.84/0.67/3.32

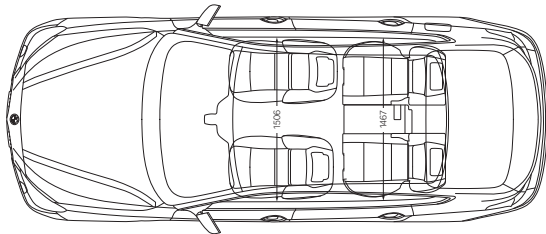

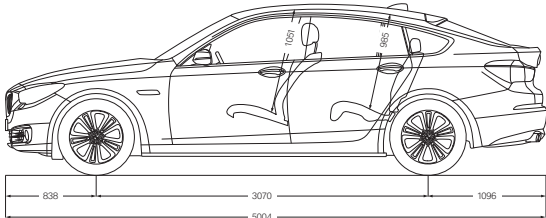

Performance						
Top speed	mph (km/h)	155 (250) ⁵	155 (250) ⁵	133 (215)	152 (246)	155 (250) ⁵
Acceleration 0–62mph	s	6.1	5.0	8.9	6.2	5.7

Fuel consumption³,⁴						
Urban / extra urban / combined from	mpg l/100km	24.4/42.2/33.2 11.2/6.5/8.2	22.2/37.7/30.1 12.7/7.5/9.4	44.1/54.3/49.6 6.4/5.2/8.6	40.4/51.4/47.1 7.0/5.5/6.0	39.8/51.4/46.3 7.1/5.5/6.1
CO₂ emissions	g/km	192	214	144	153	154
Tank capacity, approx.	l	70	70	70	70	70

	535i	550i	520d	530d	535d

Wheels						
Tyre dimensions		245/45 R19 275/40 R19	245/45 R19 275/40 R19	245/50 R18	245/50 R18	245/45 R19 275/40 R19
Wheel dimensions		8.5J x 19 / 9.5J x 19	8.5J x 19 / 9.5J x 19	8J x 18	8J x 18	8.5J x 19 / 9.5J x 19
Material		Light alloy	Light alloy	Light alloy	Light alloy	Light alloy

Electrical system						
Battery capacity	Ah	90	105	105	105	105
Alternator output	A	210	210	180	180	180
	W	2940	2940	2520	2520	2520



All dimensions in the technical drawings are given in millimetres.
* 1564 with shark fin aerial.

Luggage compartment volumes:
Rear seats all the way back/separating panel locked 500 litres, rear seats all the way forward/separating panel vertical 610 litres, rear seats and separating panel folded down 1,700 litres.

¹ Figures are based on a 90% tank filling, driver's weight of 68kg and 7kg of luggage. Unladen weight applies to vehicles with standard equipment. Optional extras may increase these figures.
² The overall weight of the trailer may not exceed the maximum permissible trailer load, taking into account the maximum permissible towbar download.
³ BMW recommends the use of RON 95 super unleaded petrol. Unleaded RON 91 and higher with a maximum ethanol content of 10% (E10) may also be used. Output and fuel consumption figures apply to RON 98 fuel.
⁴ All engines conform to the EU6 emissions standard. Fuel consumption is determined according to the ECE combined cycle in which approx. one-third of the distance covered is in urban traffic and two-thirds is extra-urban. CO₂ emissions are measured in addition to fuel consumption. Optional equipment can increase these figures. For more information on fuel consumption and CO₂ emissions, please consult your BMW Retailer.
⁵ Electronically limited.

THE BMW SERVICE CONCEPT:

When you buy a BMW, you can look forward to superb service and comprehensive customer care. **Condition Based Service** tracks service fluids and parts subject to wear, and where appropriate indicates required service stops on the display. In combination with **BMW TeleServices**, the vehicle data collected by Condition Based Service are automatically transmitted to BMW. Your preferred **BMW**

Service Retailer can access the vehicle data. They will contact you when necessary to arrange a service appointment where the required repairs can be performed, using **Genuine BMW Parts**, so your driving pleasure can continue indefinitely. Worldwide, you can call on more than **3,300 Service Authorised Workshops** in more than **150 countries**.

BMW SERVICE INCLUSIVE.



BMW Service Inclusive: Wouldn't it be good to know your comprehensive servicing costs in advance? Well, that's exactly what BMW Service Inclusive¹ provides and for a low one-off payment.

BMW Service Inclusive¹ lasts for 5 years or 50,000 miles (whichever occurs first) and covers all your vehicle's comprehensive servicing requirements. Alternatively you can choose BMW Service Inclusive Plus², which in addition to servicing also covers maintenance items such as brake pads, brake discs and windscreen wipers. And whenever

servicing and maintenance work is carried out on your BMW, you can be sure that it will only be done by fully qualified BMW Service Approved Technicians at one of over 150 BMW Service Authorised Workshops around the country. Furthermore, only Genuine BMW Parts are used – each covered by a two year warranty. BMW Service Inclusive and Service Inclusive Plus are transferable to subsequent owners within the time and mileage period, which can enhance the resale value of your car.²

www.bmw.co.uk/serviceinclusive

BMW CONNECTED DRIVE SERVICES.



BMW ConnectedDrive Services. A function using the built-in BMW SIM card to provide telematic and online services that are fully integrated into your BMW vehicle. All services require connection to a UK mobile network. Some services are available in other European countries. The range of ConnectedDrive Services that are available depends on the specification of the vehicle. The service duration varies depending on the ConnectedDrive Service.

For further information on BMW ConnectedDrive Services and terms and conditions please visit www.bmw.co.uk/connecteddrive-information

BMW EMERGENCY SERVICE.



BMW Emergency Service. BMW Emergency Service is the only roadside and assistance programme designed specifically for BMW vehicles offering an exceptional range of benefits and services. It is available 24 hours a day, 7 days a week and utilises a dedicated fleet of BMW Approved Technicians, equipped with Genuine Parts and tools, ensuring that you and your vehicle receive the best possible care in the event of any motoring emergency.

This tailor-made programme has been specifically designed to meet the needs of BMW drivers travelling in the UK, Republic of Ireland and Continental Europe giving complete reassurance and peace of mind. Every new BMW is covered for three years.

BMW FINANCIAL SERVICES.



BMW Financial Services: BMW Financial Services offers a range of solutions designed to help you drive the BMW of your choice. All our products offer you the flexibility to customise your finance, making driving away a BMW a reality. After all, who knows more about financing your BMW than BMW.

If you would like more information, visit www.bmwfs.co.uk Here, you will also find details of our comprehensive range of products engineered for every eventuality.

You can view all of our current offers at the touch of a button using the BMW Financial Services Offers App. Download it now for free.



Finance is subject to status and available to over 18's in the UK only (not the Channel Islands or the Isle of Man). Guarantees and indemnities may be required. Advertised finance is provided by BMW Financial Services, Bartley Way, Hook, Hampshire RG27 9UF.

THE BMW EXPERIENCE.



BMW News: To ensure you're one of the first to hear the latest BMW news and developments, BMW UK offer an email programme. Sign-up at: www.bmw.co.uk/newsletter



BMW World, an iconic building in the Munich skyline. The BMW World is a true brand experience where it's possible to marvel at the historic BMWs in the museum, learn about our engineers' newest innovations and take a tour of the plant to experience with your own eyes the cutting-edge and exacting methods used to create a BMW.



BMW Magazine: Every new BMW customer receives a complimentary subscription to BMW Magazine. This publication features all the latest news and developments from BMW, together with a variety of driving and lifestyle features.

¹ Service Inclusive and Service Inclusive Plus are available as cost options. Terms and conditions apply, for full details speak to your retailer or visit www.bmw.co.uk/serviceinclusive
² For further information, please contact your local BMW Retailer.



SHAPING THE FUTURE – RESPONSIBLY.

In 2013, the BMW Group was once again listed in the Dow Jones Sustainability World and Europe Indices and thus ranked one of the most sustainable automotive companies worldwide. The development of efficient vehicle concepts and eco-friendly production processes, up to and including recycling, is an integral part of our engineering philosophy. Thanks to BMW EfficientDynamics, the CO₂ emissions of our European new-vehicle fleet have dropped by more than 30% since 1995. Over the period from 2006 to 2020 we are also aiming to achieve a 45% reduction in the amount of resources – such as water and energy – that our manufacturing operations consume. Since 2007, production in our engine plant in Steyr, Austria, has generated zero waste water. And of course each of our vehicles is designed for easy and economical recycling after its long running life. Please contact your BMW Centre on all matters regarding your end-of-life vehicle. For further information please visit our website.

www.bmw.co.uk/EfficientDynamics
www.bmwgroup.com/responsibility
www.bmw.com/recycling

More about BMW

www.bmw.co.uk
www.bmw.ie



The Ultimate
Driving Machine

The models illustrated in this brochure show the specifications of vehicles produced by BMW AG for the German market. In part, they include optional equipment and accessories not fitted as standard. According to the specific requirements of other markets, alterations in models, standard and optional equipment, as described in this brochure, may occur. For more precise information about country-specific vehicle versions, please contact your local BMW Retailer. Subject to change in design and equipment. Part number 94 23 5 140 700. March 2015.

© BMW AG, Munich/Germany. Not to be reproduced wholly or in part without written permission of BMW AG, Munich.

4 11 005 028 21 1 2015 BB. Printed in Germany 2015.



MIX
Paper from
responsible sources
FSC® C014963
www.fsc.org

BMW recommends
Original BMW Quality Oil.