

The new
BMW X1

www.bmw.co.uk
www.bmw.ie



The Ultimate
Driving Machine



THE NEW BMW X1.

BMW EFFICIENT DYNAMICS.
LESS EMISSIONS. MORE DRIVING PLEASURE.



BMW stands for sheer driving pleasure. And best of all – it stands for your own individual form of driving pleasure. Discover countless personal stories at www.bmw.com/BMWstories

GET MORE FROM YOUR BROCHURE.



You can also take a digital tour of the new BMW X1. Simply download the BMW brochure app for your device and select the relevant model.

Internet use, depending on your mobile contract, may incur costs.



THE NEW BMW X1.

FEATURED MODEL.

- 04 THE NEW BMW X1 xDRIVE25d xLINE:** BMW TwinPower Turbo four-cylinder diesel engine, 231hp (170kW), 19" light alloy Y-spoke style 511 wheels, Mineral White metallic paint, Dakota leather seats in Mocha with perforations and contrast stitching, Fine Oak matt wood interior trim with Pearl Chrome finisher.

INNOVATIONS AND TECHNOLOGY.

- 18 BMW TWIN POWER TURBO ENGINES:** At the heart of BMW EfficientDynamics.
- 20 BMW EFFICIENT DYNAMICS:** Making light work of lower fuel consumption.
- 22 BMW CONNECTED DRIVE:** In touch with your world.
- 24 SUSPENSION:** Innovative systems for more driving pleasure.
- 26 SAFETY:** Technology at the highest level.

INDIVIDUALITY AND CHOICE.

- 30 EQUIPMENT:** SE, Sport, xLine, M Sport, Equipment highlights, Wheels and Tyres and Genuine BMW Accessories.
- 44 COLOURS:** Exterior and interior colour schemes.
- 48 TECHNICAL DATA:** Facts, figures and dimensions.
- 50 BMW SERVICE:** BMW Service, BMW Financial Services and BMW Experience.

THIRST FOR ADVENTURE.

Its essence: spontaneity. Its objective: the unknown. Powered by pure determination and packed with style, the new BMW X1 meets every new adventure head on. Whatever direction proves to be the right one, what matters most is the drive to discover and explore. Find out just how far you can go with this perfect combination of dynamism, agility and versatility – in the new BMW X1.





RISE ABOVE.

Enjoy the view: the elevated driving position in the new BMW X1 makes getting in just as comfortable as being behind the wheel, and ensures you don't miss a thing when you're on the road. The new BMW is unmistakably 'X': a striking front end with the BMW signature kidney grille complemented with LED headlights on xLine and M Sport models (optional with SE and Sport) – this new BMW X1 has adventure written all over it.







LOOKING AHEAD.

More relaxation, more innovation: keep your eyes on the road while the optional full-colour BMW Head-Up Display projects key data straight on to the windscreen in the driver's field of vision. Current speed, speed limits, entertainment information – you've got everything in view. The dynamic cockpit is oriented around the driver, and perfectly designed to optimise the pure driving pleasure of the new BMW X1.



FITS IT ALL.

Load on up and set on out – exciting in theory, impressive in practice: with the 40:20:40 split-folding rear seat and a double luggage compartment floor in the back, the new BMW X1 has all the space you'll need. The optionally adjustable rear seats offer a perfect solution for even more leg room or increased luggage space. High-quality, meticulously crafted materials and the distinctive X series styling make the interior a place to experience the exceptional.





**PERFORMANCE IS NOT
MEASURED IN LITRES.**

The new BMW X1 is an advocate of efficient driving, but believes that driving pleasure should never be compromised. Innovative EfficientDynamics technologies such as optional eight-speed automatic transmission, which is standard on xDrive20i and xDrive25d models, reduce fuel consumption while the BMW TwinPower Turbo engines take you to a state of pure driving pleasure, and towards a place called freedom.



INNOVATIONS AND TECHNOLOGY.

BMW TWINPOWER TURBO ENGINES: At the heart of BMW EfficientDynamics.

BMW EFFICIENT DYNAMICS: Making light work of lower fuel consumption.

BMW CONNECTED DRIVE: In touch with your world.

SUSPENSION: Innovative systems for more driving pleasure.

SAFETY: Technology at the highest level.

BMW TwinPower Turbo engines.


At the heart of BMW EfficientDynamics.

Thanks to BMW TwinPower Turbo technology, the innovative new generation of BMW petrol and diesel engines from the BMW EfficientDynamics engine range guarantee even more thrilling power delivery and excellent responsiveness even at low engine speeds, while also keeping fuel consumption and emissions to a minimum. Increased efficiency and optimal dynamics make driving a BMW more enjoyable than ever.



BMW TWINPOWER TURBO FOUR-CYLINDER DIESEL ENGINE X1 xDrive20d.

The new BMW TwinPower Turbo four-cylinder diesel engine with optional eight-speed automatic transmission produces an exceptional 190hp (140kW) performance from its 2.0 litre capacity. Its combination of CommonRail direct injection and a turbocharger with variable turbine geometry yields a top speed of 136mph (219km/h) and propels the BMW from 0 to 62mph in 7.6 seconds with a torque of 400Nm at 1,750rpm. Efficient combined fuel consumption of 55.4–57.6mpg with CO₂ emissions of 128–133g/km. The BMW xDrive all-wheel drive system further increases traction and directional stability.



BMW X1 xDrive20i.¹

- BMW TwinPower Turbo four-cylinder petrol engine with 192hp (141kW) and 280Nm of torque
- Acceleration 0–62mph: [7.4 seconds]
- Top speed: [139mph (223km/h)]
- Combined fuel consumption: [44.1–44.8mpg / 6.3–6.4l/100km]
- CO₂ emissions: [146–149g/km]

BMW X1 sDrive18d.

- BMW TwinPower Turbo four-cylinder diesel engine with 150hp (110kW) and 330Nm of torque
- Acceleration 0–62mph: 9.2 seconds
- Top speed: 127mph (205km/h)
- Combined fuel consumption: 68.9mpg / 4.3l/100km [65.7mpg / 4.5l/100km]
- CO₂ emissions: 114g/km [119g/km]

BMW X1 xDrive25d.²

- BMW TwinPower Turbo four-cylinder diesel engine with 231hp (170kW) and 450Nm of torque
- Acceleration 0–62mph: [6.6 seconds]
- Top speed: [146mph (235km/h)]
- Combined fuel consumption: [54.3–56.5mpg / 5.0–5.2l/100km]
- CO₂ emissions: [132–137g/km]

BMW X1 xDrive20d.

- BMW TwinPower Turbo four-cylinder diesel engine with 190hp (140kW) and 400Nm of torque
- Acceleration 0–62mph: [7.6 seconds]
- Top speed: [136mph (219km/h)]
- Combined fuel consumption: [55.4–57.6mpg / 4.9–5.1l/100km]
- CO₂ emissions: [128–133g/km]




¹ Standard with eight-speed automatic transmission.
² Standard with eight-speed Sport automatic transmission.

Fuel consumption and CO₂ emissions are affected by chosen wheel and tyre sizes.
Values in [] refer to vehicles with automatic transmission.

BMW EfficientDynamics

Making light work of lower fuel consumption.

Whether the goal is maximum performance or minimum fuel consumption – for us, the focus is always on delivering quintessential BMW driving pleasure. BMW EfficientDynamics is the strategy developed by BMW to minimise fuel consumption and CO₂ emissions while simultaneously increasing dynamics and driving pleasure. It's a comprehensive technology package that encompasses the engine, energy management and the vehicle concept – and is standard in every BMW.



PHENOMENAL: DRIVE PERFORMANCE CONTROL WITH ECO PRO.

Drive Performance Control lets the driver choose between COMFORT mode for standard engine and transmission settings, the efficiency-focused ECO PRO mode and SPORT mode, which enables even more dynamic driving. The ECO PRO mode adjusts the characteristics of the automatic transmission, if selected, as well as the heating/air conditioning settings to make the drive as fuel-efficient as possible. The Automatic Start-Stop function also reduces fuel consumption by automatically switching off the engine when the vehicle comes to a temporary standstill.



DRIVE.

The **BMW TwinPower Turbo petrol engine** features remarkably agile power delivery and spontaneous responsiveness, even at low engine speeds. At the same time it is more efficient, with lower emissions and better performance than its predecessor.

The latest generation of **BMW TwinPower Turbo diesel engines** are characterised by outstanding responsiveness and agile power delivery at all engine speeds. They are breathtakingly dynamic, fuel-efficient and produce few emissions.

OVERALL CONCEPT.

For BMW, intelligent lightweight construction means using the right material for the right parts of the vehicle. The most suitable material is selected for every single component. This philosophy, also known as **BMW EfficientLightweight**, is now integral to BMW EfficientDynamics and is applied to every BMW as standard.

ENERGY MANAGEMENT.

The **ECO PRO mode** helps drivers reduce their fuel consumption by up to 20 per cent¹, depending on their driving style. Further savings can be made with navigation functions such as ECO PRO Route.

With **Brake Energy Regeneration** the alternator generates electricity primarily when the driver brakes or takes their foot off the accelerator. Previously unused kinetic energy is transformed into electrical energy and fed into the battery. So the alternator does not have to run constantly, fuel consumption is reduced, and when the vehicle accelerates, the engine's whole capacity is available to the driver.

¹ According to an internal BMW fuel consumption study.

BMW ConnectedDrive

In touch with your world.

Our world is becoming more connected every day with instant access to information at anytime and anyplace. With your BMW being an integral part of your lifestyle we believe it's important that you can keep up to date from behind the wheel. BMW ConnectedDrive delivers intelligent solutions that allow you to remain connected whilst on the move.



Advanced driver assistance systems can connect you to the outside world so that you know exactly what is happening around you, premium traffic solutions ensure you are taking the most time efficient route whilst online services provide direct access to information about your current location or chosen destination. Today, driving enjoyment is derived as much from being informed and relaxed as it is from impressive performance and efficiency – discover how the comprehensive range of **ConnectedDrive** technologies can enhance the connected capabilities of your Ultimate Driving Machine.

For more information please visit:

www.bmw.co.uk/connecteddrive
www.bmw.ie/connecteddrive

Wherever your journey may lead, you can stay in touch with **BMW ConnectedDrive Services**. The range of innovative functions provide optimum integration between the driver, vehicle and the world outside - anytime, anywhere. The **BMW ConnectedDrive Driver assistance systems** seamlessly integrate the driver into their immediate environment. Headlights, sensors, cameras and radars can combine to ensure the driver is fully informed about what is happening around them, delivering superior comfort and convenience as well as enhanced safety for both passengers and other road users.



The optional full-colour **BMW Head-Up Display**¹ projects important driving information onto the windscreen, in your direct field of vision. The information that is displayed can be customised in the vehicle settings and includes the current speed of travel, navigation instructions or telephone and music listings. This convenient display ensures that your eyes are always on the road ahead for a safer driving experience.



The **BMW ConnectedDrive Store** allows you to purchase individual services and apps that suit your needs. These services can be flexibly selected and ordered at any time following the purchase of a BMW. The subscription duration for each service can be tailored to suit you, for example adding a service to enjoy while on holiday.




The optional **Remote Services**¹ enables remote control of specific vehicle functions, which include Remote lock/unlock, Vehicle Finder (within a 1500m radius of the vehicle), Remote headlight flash, Google Local Search and address send-to-car. Services can be performed upon request to the BMW Customer Information Centre or via the My BMW Remote app, available for iPhone and Android users.

¹ Only available as part of Navigation Plus package.

Suspension.

Innovative systems for more driving pleasure.

The wide range of innovative technologies in the new BMW X1 are there to make sure that you thoroughly enjoy every journey. These systems are intelligently networked, allowing you to experience maximum driving pleasure in the utmost safety.



THE INTELLIGENT BMW xDRIVE ALL-WHEEL-DRIVE SYSTEM.

The intelligent BMW xDrive all-wheel-drive system adapts perfectly to even the most challenging road surface conditions, always offering outstanding traction. With BMW xDrive and Dynamic Stability Control (DSC), the vehicle remains directionally stable and on track. To counteract any risk of oversteer or understeer, BMW xDrive proactively distributes drive power between the two axes, using input from the DSC sensors. This means that fewer DSC interventions are necessary when road surface conditions are poor. BMW xDrive combines the advantages of all-wheel-drive – traction, directional stability and safety – with classic BMW agility, for even more driving pleasure.



The standard **Performance Control**, distributes engine and braking control to the individual wheels to better manage bends. As the outer wheels have to move a longer distance than the inner wheels when turning, the BMW Performance Control intervenes by means of engine output and controlled braking: the outer wheels get more power while the inner wheels get less, maximising traction on each of the wheels. The vehicle practically leads itself through a bend, increasing driving dynamics, safety and comfort.

The optional **Variable Sport steering** creates a direct and agile steering response so less effort is required to turn the wheel. It reacts to the angle of the steering wheel with varying steering ratios. This improves handling when using a sporty driving style as well as comfort during parking and turning.

The optional **Electronic Damper Control** makes it possible to adjust the damper characteristics to ideally suit any given driving situation, improving comfort and driving dynamics. In addition to the standard COMFORT setting, which assures a smooth and comfortable ride, there is also a SPORT mode. This setting stiffens the damper for a more direct, athletic driving performance. Each mode is activated with the Drive Performance Control switch in the centre console.

The modern **BMW front wheel drive concept** makes for an engaging yet comfortable ride. The powered front axle has been engineered for the best possible driving dynamics and precision steering performance. The front wheel drive has a compact construction with the engines integrated at a 90° angle so that no space is taken from the ample interior.

Safety.

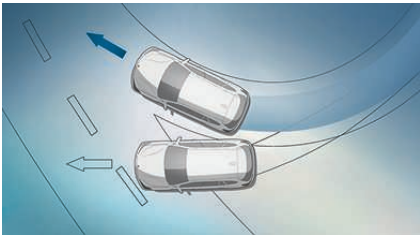
Technology at the highest level.

The new BMW X1 is equipped with cutting-edge technologies for every eventuality. Superb handling and innovative equipment come as standard. BMW drivers benefit from the very latest technologies that provide optimal support at all times. So you'll feel safe and protected, no matter where your journey takes you.

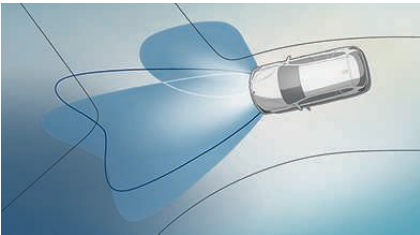


The new BMW X1 is the perfect way to travel comfortably and safely. The optional Traffic jam assistant¹ provides corrective steering assistance – maintaining position in the middle of the lane in congested traffic of up to 24mph. The Forward Collision Warning warns the driver by an optical and acoustic alert if their approach could escalate into a rear-end collision. In the event of an accident, the standard BMW Emergency call will promptly send a call for help, assuring the fastest possible assistance.

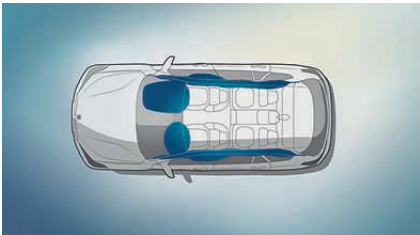
¹ This system requires the Navigation Plus package option and an eight-speed automatic transmission.



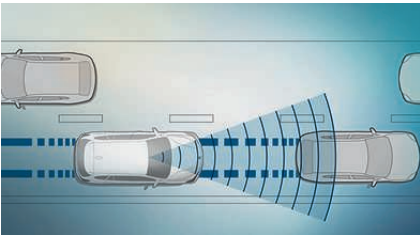
■ **Dynamic Stability Control (DSC)** continually assesses the vehicle's movements and optimises directional stability and traction by intervening in engine and brake management. This makes it much easier to control the vehicle, even on difficult surfaces, actively increasing driving safety.



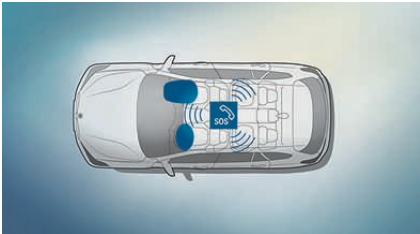
□ **Adaptive LED headlights** with variable light control, including cornering lights, help improve driving safety by optimally illuminating the road ahead.



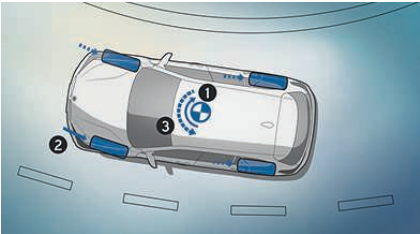
■ **Airbags** are an integral part of the optimally coordinated safety components in a BMW. A total of six airbags offer targeted protection: driver and front passenger airbags, head airbags for the whole side window area, and side airbags in the front seat backrests



□ **Driving Assistant** includes Forward Collision Warning which detects vehicles in front and warns the driver when they are too close. Lane Departure Warning alerts the driver if the vehicle strays from the lane of travel without indicating.



■ **BMW Emergency Call** automatically establishes a voice call connection to the emergency controller to direct your call to the emergency services where required – without the need for a mobile phone.



■ **Cornering Brake Control (CBC)** helps the driver by applying braking pressure asymmetrically when braking on a bend.



INDIVIDUALITY AND CHOICE.

EQUIPMENT: SE, Sport, xLine, M Sport, Equipment highlights, Wheels and Tyres and Genuine BMW Accessories.

COLOURS: Exterior and interior colour schemes.

TECHNICAL DATA: Facts, figures and dimensions.

BMW SERVICE: BMW Service, BMW Financial Services and BMW Experience.



SE.

Interior equipment features:

- 40:20:40 split folding rear seat
- Active Guard
- Air conditioning, automatic with two-zone control
- Bluetooth telephone preparation with audio streaming for compatible devices
- BMW Emergency Call
- BMW Navigation system with 6.5" Full colour display, iDrive controller and 8 programmable favourite buttons
- BMW Professional radio with single CD player, MP3 playback capability and USB interface
- Child seat ISOFIX attachment, for the two outer rear seats and front passenger seat
- DAB tuner
- Drive Performance Control with ECO PRO, Comfort and Sport modes
- Extended storage
- Front armrest, centre
- Grid cloth upholstery
- Interior trim, Oxide Silver
- Performance control
- Rain sensor with automatic headlight activation
- Rear centre armrest with storage compartment and 2 cupholders
- Servotronic steering
- Sport multi-function leather steering wheel, three-spoke
- Tyre pressure monitor

Exterior equipment features:

- 17" light alloy wheels Double-spoke style 564
- Automatic tailgate
- Dynamic brake lights
- Electrically operated parking brake
- Exhaust tailpipe, Chrome finisher 75mm – single, round, left
- Exterior mirrors, electrically adjustable
- Fog lights, front
- Front and rear underbody protection
- Halogen headlights with LED daytime running lights
- Kidney grille, Chrome with 14 Black vertical bars
- Park Distance Control (PDC), rear
- Roof rails, Black, matt



[01] Seats in standard Anthracite Grid cloth upholstery perfectly complement the Oxide Silver interior trim with Black High-gloss finisher.



[02] The fog lights in the front apron ensure better visibility and improved safety.

03



[03 | 05] The new BMW X1 in optional Atlantic Grey metallic paint and standard 17" light alloy Double-spoke style 564 wheels.

[04] Standard BMW Navigation, DAB Digital radio, compatible mobile phone and BMW ConnectedDrive services can be used on the standard 6.5" Control Display with iDrive controller.



[06] The optional 17" light alloy V-spoke style 683 wheels, 7.5J x 17 with 225/55 R17 tyres.

SPORT.

■ Standard equipment □ Optional equipment

Interior equipment features:

- Contrast stitching on instrument panel – in Red or Grey to match seat upholstery
- Door sill finishers with BMW designation, front
- Front air inlets with Black High-gloss finisher
- Interior trim, Black High-gloss with Coral Red finisher
- LED ambient lighting in door trim
- Race cloth upholstery
- Remote control with integrated key, with Pearl Chrome highlight
- Sill cover with Body colour insert
- Sport seats, front

Exterior equipment features:

- 18" light alloy Double-spoke style 568 wheels
- Exhaust tailpipe finisher, Chrome
- Exterior trim, Black High-gloss
- Front bumper underbody protection in Body colour
- Kidney grille with 16 Black High-gloss fronted vertical slats
- Rear bumper underbody protection in Black, Grey and Body colour
- Roof rails, Black High-gloss



[01] A sporting ambience in the interior is shown here with standard Sport seats, in optional Black Dakota leather with Red highlight and stitching. Also shown is the optional Brushed Aluminium interior trim with Coral Red finisher.



[02] The Sport leather steering wheel in Black with three spokes has an exceptionally pleasant feel.¹

03 □



[03 | 06] The new BMW X1 xDrive20d in the optional Mineral Grey metallic paint.

[04] Front door sill finishers with BMW designation.

06 □



[05] 18" light alloy Double-spoke style 568 wheels, 7.5J x 18 with 225/50 R18 tyres.

¹ The 8.8" screen shown is only in conjunction with BMW Navigation Plus.

xLINE.

■ Standard equipment □ Optional equipment

Interior equipment features:

- Contrast stitching on instrument panel in Silver, Grey or Brown to match seat upholstery
- Dakota leather upholstery with perforation and contrast stitching
- Door sill finishers with BMW designation, front
- Interior trim, Black High-gloss interior trim with Pearl Chrome finisher
- LED ambient lighting in door trim
- Remote control with integrated key, with Pearl Chrome highlight
- Seat heating, front
- Sill cover with Silver matt insert

Exterior equipment features:

- 18" light alloy Y-spoke style 569 wheels
- Exterior trim, Satin Aluminium
- Front air inlets with Black matt finisher and Silver matt highlight
- Front bumper underbody protection in Silver matt
- Kidney grille with 14 matt Aluminium fronted vertical slats
- LED headlights
- Rear bumper underbody protection in Black, Grey and Silver matt
- Roof rails, Satin Aluminium



[01] Optional Sport seats, shown here in the standard Oyster Dakota leather with Grey highlight, give particularly good lateral support thanks to the larger seat surfaces and backrests that can be adjusted in various ways.¹



[02] The Sport leather steering wheel in Black with a thick rim and contoured thumb rests has an exceptionally pleasant, high-grip feel.²

03 □



[03 | 06] The new BMW X1 xDrive20d in optional Sparkling Storm Xirallic paint.

[04] The underbody protection design element in Silver matt gives the look of the vehicle a striking off-roader touch from every perspective.



[05] 18" light alloy Y-spoke style 569 wheels, 7.5J x 18 with 225/50 R18 tyres.

¹ Expected availability of the Oyster headlining shown is November 2015.
² The 6.8" screen shown is only in conjunction with BMW Navigation Plus.

M SPORT.

■ Standard equipment □ Optional equipment

Interior equipment features:

- Ambient LED lighting in door trim
- Contrast stitching on instrument panel in Blue, Silver, Grey or Brown to match upholstery
- Headlining, Anthracite
- Hexagon cloth / Alcantara upholstery in Anthracite
- Interior trim, Aluminium Hexagon with Estoril Blue finisher
- M Sport leather steering wheel in Nappa leather
- Remote key with M Sport specific detailing
- Seat heating, front
- Sport seats, front

Exterior equipment features:

- 18" light alloy Double-spoke style 570 M wheels, Bicolour
- Body colour underbody protection
- Exterior trim, Shadowline High-gloss
- LED Headlights
- M Aerodynamic package
- M Sport Suspension
- Rear bumper with Dark Shadow insert
- Roof rails, Shadowline High-gloss



[01] □ The Sport seats in optional Black Dakota leather with Estoril Blue highlight and stitching perfectly complement the Aluminium Hexagon interior trim with Estoril Blue finisher.



[02] ■ The M Sport leather steering wheel in Black Nappa leather includes multi-function buttons and contoured thumb rests for a dynamic driving pleasure.¹

03 □



[03] [06] ■ The new BMW X1 xDrive20i in optional Estoril Blue metallic paint with optional 19" light alloy Double-spoke style 572 M wheels, Bicolour.

[04] □ 18" light alloy Double-spoke style 570 M wheels, Bicolour, 7.5J x 18 with 225/50 R18 tyres.



[05] □ 19" light alloy Double-spoke style 572 M wheels, Bicolour, 8J x 19 with 225/45 R19 tyres.

¹ The 8.8" screen shown is only in conjunction with BMW Navigation Plus.
M Sport models are available from November 2015.

EQUIPMENT HIGHLIGHTS.

■ Standard equipment □ Optional equipment



[01] The LED headlights with cornering lights illuminates the road ahead. (Standard on xLine and M Sport models).

[02] Roof rails in Shadowline High-gloss provide the base for a BMW roof rack of other approved storage accessories from Genuine BMW Accessories (Standard on Sport and M Sport models).



[03] Fog lights in the front apron provide better visibility and increase safety.

[05] The panoramic glass sunroof has an automatic integral wind deflector, sun protection glass, independently sliding headliner panel and a comfort opening function via the car's remote key.



[04] The Satin Aluminium exterior trim includes a window frame trim to gives the vehicle a particularly sophisticated look (Standard on xLine models).



[06] The steering wheel heating quickly warms up the rim of the steering wheel at the push of a button – a comfort feature which is especially pleasant in winter.

[07] Sport leather steering wheel in Black with a thick rim and contoured thumb rests has an exceptionally pleasant, high-grip feel.¹

[08] The eight-speed automatic transmission offers smooth gear shifts and more comfortable driving at the same time as lower consumption (Standard on xDrive20i models).



[09] The front electric seat adjustment with driver memory allows individual users to save their desired settings for the seat and exterior mirrors.

[10] M Sport leather steering wheel including multifunction buttons, steering wheel rim in Black Nappa leather and contoured thumb rests (Standard on M Sport).^{1,2}

[11] The electric parking brake is conveniently activated via a button, leaving room for generous storage space in the centre console.

[12] Drive Performance Control enables the driver to choose between ECO PRO, COMFORT, or SPORT mode.

[13] The remote backrest unlocking enables the rear backrest to be unlocked and folded down conveniently via a button in the luggage compartment.

¹ The 8.8" screen shown is only in conjunction with BMW Navigation Plus.
² Expected availability from November 2015.

EQUIPMENT HIGHLIGHTS.

■ Standard equipment □ Optional equipment



[01] Full colour Head-up Display projects information relevant to the journey directly into the driver's field of vision.¹

[02] The Driving Assistant draws the driver's attention to an unintentional lane change or possible collision and brakes the vehicle automatically in the event of an emergency.

[03] Park Assist makes parallel parking easier. The car does the steering while the driver operates the accelerator and brake pedals.



[04] The rear view camera shows the area behind the car on the Control Display. Interactive guidelines help the driver when reversing.

[05] Featuring 360W amplifier power, 12 loudspeakers with vehicle-specific equalising and surround sound the harman/kardon loudspeaker system impresses with sublime sound.

[06] Automatic air conditioning with two-zone control includes temperature control for driver and front passenger, automatic air recirculation and carbon microfilter.



[08] As part of Comfort Access, the smart-opener provides contactless opening and closing of the automatic tailgate via a sensor under the rear bumper.

[09] The bike rack preparation includes technical preparation for fitting the specific tow ball for the BMW bicycle carrier.

[10] The removable ball head on the trailer towbar leaves the sporty design of the vehicle's rear unimpaired when not in use.



[11] The passenger seat with forward folding backrest allows the loading of longer items and an increased loading area through the rear.²

[12] The 40:20:40 split-folding rear seat bench with backrest manually adjustable three ways makes loading even easier, and the vehicle even more versatile.

[13] The luggage compartment's foldable floor provides more storage space making the vehicle even more practical.³



[14] The seat adjustment for rear seats enables each section of the 60:40 split rear seat area to be individually adjusted. The seats can be adjusted to either increase leg room or maximise loading space in the luggage compartment, depending on priorities for each journey.

[15] The removable ski or snowboard bag allows safe and easy transport.


[16] Extended storage provides a multiplicity of additional storage options in the passenger and luggage compartments.

The 8.8" screen shown is only in conjunction with BMW Navigation Plus

¹ Only available as part of ZNQ, Navigation Plus package. Additional options may be required to display all the features on this image.
² Not available in conjunction with Sport seats or electric front seat adjustment.
³ Stainless steel loading sill expected to be available as standard from November 2015.

WHEELS AND TYRES.

■ Standard equipment □ Optional equipment



- [01]** 19" light alloy Y-spoke style 511 wheels, 8J x 19 with 225/45 R19 tyres.

[02] 17" light alloy Turbine styling 561 wheels, BMW EfficientDynamics, 7.5J x 17 with 225/55 R17 tyres.

[03] 17" light alloy Double-spoke style 564 wheels, 7.5J x 17 with 225/55 R17 tyres. (Standard on SE models)

[04] 17" light alloy Double-spoke style 385 wheels, 7.5J x 17 with 225/55 R17 tyres.
- [05]** 18" light alloy Double-spoke style 567 wheels, 7.5J x 18 with 225/50 R18 tyres.

[06] 18" light alloy Y-spoke style 566 wheels, 7.5J x 18 with 225/50 R18 tyres.

[07] 17" light alloy V-spoke style 683 wheels, 7.5J x 17 with 225/55 R17 tyres.

[08] 18" light alloy Y-spoke style 569 wheels, 7.5J x 18 with 225/50 R18 tyres. (Standard on xLine models)
- [09]** 18" light alloy Double-spoke style 568 wheels, 7.5J x 18 with 225/50 R18 tyres. (Standard on Sport models)

[10] 18" light alloy Double-spoke style 570 M wheels, Bicolour, 7.5J x 18 with 225/50 R18 tyres. (Standard on M Sport models)

[11] 19" light alloy Double-spoke style 572 M wheels, Bicolour, 8J x 19 with 225/45 R19 tyres.

GENUINE BMW ACCESSORIES.



- [01]** The Surfboard holder can be used to securely mount a surfboard and mast on any of the BMW roof rack systems. It features an innovative attachment system that makes handling particularly easy.

[02] The LED door projectors allow an individually selected graphic to be projected onto the ground by the vehicle when the door is opened, illuminating the door sill area. Comes with a choice of graphics.

[03] The mirror covers, painstakingly hand-made in carbon, are a striking reminder of the vehicle's high-tech character.
- [04]** Powerfully expressive: the Black front grille accentuates the dynamism of the vehicle front, with a strikingly individual note.


[05] Non-slip, water resistant and hard-wearing, the luggage compartment mat will protect from dirt and moisture. Complementing the interior in Black.

[06] For two bicycles or e-bikes (each up to 30kg). The rear bike carrier can be simply and safely mounted on the ball head. Can be stored folded-up in the luggage compartment tray, safe in case of collisions. Also requires towbar or rear bike preparation.
- [07]** Precisely fitted protection from damp, dirt and waterlogging in the footwells. The design of the all-weather floor mats, in Black with an X1 inlay, perfectly complements the interior.


[08] This high-quality 19" light alloy wheel is finished in Bicolour Black High-gloss, gloss-lathed.

EXTERIOR COLOURS.

■ Standard equipment □ Optional equipment



■ Non-metallic 668 Jet Black¹



■ Non-metallic 300 Alpine White




□ Metallic B39 Mineral Grey



□ Metallic A83 Glacier Silver



□ Metallic C08 Platinum Silver¹




□ Metallic C29 Chestnut Bronze¹



□ Metallic A96 Mineral White




□ Metallic C09 Atlantic Grey¹




□ Metallic B53 Sparkling Brown¹


M SPORT




□ Metallic C10 Mediterranean Blue¹



□ Metallic B45 Estoril Blue^{2,3}



□ Metallic C07 Sparkling Storm Xirallic¹



□ Metallic 475 Black Sapphire

¹ Not available on M Sport models.
² Expected availability from November 2015.
³ Exclusively available for M Sport.

[Colour samples] These colour samples are intended as an initial guide to the colours and materials available for your BMW. However, experience has shown that printed versions of paint, upholstery and interior trim colours cannot in all cases faithfully reproduce the appearance of the original colour. Please discuss your preferred colour choices with your local BMW Retailer. There you can also see original samples and be assisted with any requests.

INTERIOR COLOURS.

■ Standard equipment □ Optional equipment






CLOTH

	■ SE	Grid cloth EGAT Anthracite ¹
	■ Sport	Race cloth ERL1 Anthracite with Grey highlight
	■ Sport	Race cloth ERL2 Anthracite with Red highlight

LEATHER











	□ SE	Dakota leather LCSW Black
	□ SE	Dakota leather LCFY Canberra Beige
	□ Sport ■ xLine □ M Sport ²	Dakota leather PDMZ Mocha with perforation and contrast stitching
	□ Sport ■ xLine □ M Sport ²	Dakota leather PDSW Black with perforation and contrast stitching
	□ Sport ■ xLine □ M Sport ²	Dakota leather PDFY Canberra Beige with Grey highlight, perforation and contrast stitching
	□ Sport ■ xLine □ M Sport ²	Dakota leather PDOA Oyster with Grey highlight, perforation and contrast stitching

CLOTH/LEATHER

	■ M Sport ²	Hexagon cloth/ Alcantara HIMAT Anthracite
	□ Sport	Dakota leather PDL3 Black with Red highlight, perforation and contrast stitching
	□ M Sport ²	Dakota leather PDN4 Black with Estoril Blue highlight, perforation and contrast stitching



INTERIOR TRIMS

	■ SE	4FS Oxide Silver with Black High-gloss finisher
	□ SE □ Sport □ xLine □ M Sport ²	4LS Brushed Aluminium with Pearl Chrome finisher
	□ SE □ Sport □ xLine □ M Sport ²	4LR Fineline Stream wood with Pearl Chrome finisher
	□ SE □ Sport ■ xLine □ M Sport ²	4LU Black High-gloss with Pearl Chrome finisher
	□ Sport	4LT Brushed Aluminium with Coral Red finisher
	■ Sport	4LV Black High-gloss with Coral Red finisher
	□ xLine	4F7 Fine Oak matt wood with Pearl Chrome finisher
	□ M Sport ²	4WZ Black High-gloss with Estoril Blue finisher
	■ M Sport ²	4WF Aluminium Hexagon with Estoril Blue finisher
	□ M Sport ²	4WE Aluminium Hexagon with Pearl Chrome finisher

INTERIOR COLOURS

	■ SE ■ Sport ■ xLine ■ M Sport ²	Black
	■ SE ■ Sport ■ xLine ■ M Sport ²	Canberra Beige

¹ Not available with 481 Sport seats.
² Expected availability from November 2015.

		X1 xDrive20i ¹	X1 sDrive18d	X1 xDrive18d ²	X1 xDrive20d ³	X1 xDrive25d ⁴

Weight/volume						
Unladen weight EU ⁵	kg	[1615]	1505 [1545]	1605 [1615]	1615 [1625]	[1650]
Max. permissible load	kg	[2140]	2015 [2065]	2120 [2135]	2130 [2145]	[2170]
Permitted load	kg	600	585 [595]	590 [595]	590 [595]	595
Permitted axle load, front/rear ⁶	kg	1120/1075	1090/1020	1090/1070	1130/1070	1130/1075
Permitted roof load	kg	75	75	75	75	75
Permitted trailer load, unbraked ⁷	kg	750	750	750	750	750
Permitted trailer load, braked, max. 12% gradient ⁷	kg	[2000]	1800 [1800]	1800 [1800]	2000 [2000]	[2000]
Permitted trailer load, braked, max. 8% gradient ⁷	kg	[2000]	1800 [1800]	1800 [1800]	2000 [2000]	[2000]
Permitted tow bar download	kg	80	80	80	80	80
Tank capacity, approx.	l	61	51	51	51	51
Luggage compartment capacity, seats unfolded/folded	l	505/1550	505/1550	505/1550	505/1550	505/1550

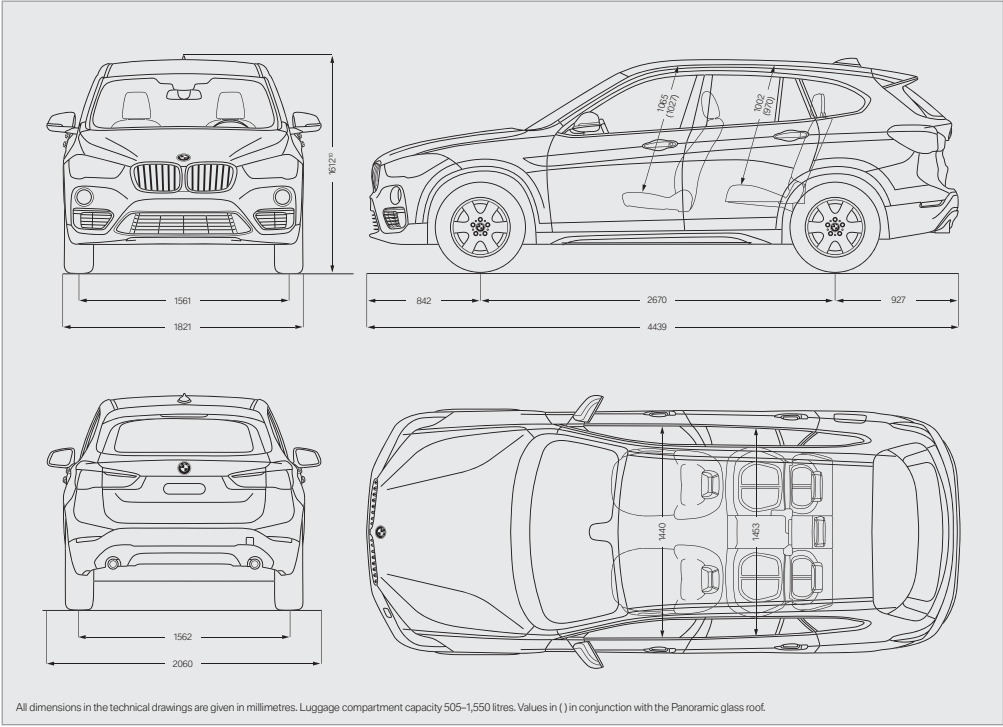
Engine ^{8, 9}						
Cylinders/valves		4/4	4/4	4/4	4/4	4/4
Capacity	ccm	1998	1995	1995	1995	1995
Stroke/bore	mm	94.6/82.0	90.0/84.0	90.0/84.0	90.0/84.0	90.0/84.0
Max. output/engine speed	kW/rpm	141/5000	110/4000	110/4000	140/4000	170/4000
	(hp/rpm)	(192/5000)	(150/4000)	(150/4000)	(190/4000)	(231/4000)
Max. torque/engine speed	Nm/rpm	280/1250	330/1750	330/1750	400/1750	450/1500–3000
Compression ratio	:1	11.0	16.5	16.5	16.5	16.5

Transmission						
Standard transmission ratio	III/III:1	5.25/3.03/1.95	5.25/3.03/1.95	5.25/3.03/1.95	5.25/3.03/1.95	5.25/3.03/1.95
	IV/V/VI:1	1.46/1.22/1.00	1.46/1.22/1.00	1.46/1.22/1.00	1.46/1.22/1.00	1.46/1.22/1.00
	VII/VIII/R:1	0.81/0.67/4.02	0.81/0.67/4.02	0.81/0.67/4.02	0.81/0.67/4.02	0.81/0.67/4.02
Axle transmission ratio	:1	3.20	2.96	2.96	2.96	2.96

Performance						
Top speed	mph/kmh	[139/223]	127/205	127/204	137/220 [136/219]	[146/235]
Acceleration 0–62mph	sec	[7.4]	9.2	9.2 [9.3]	7.6	[6.6]

Fuel consumption ^{8, 9}						
Urban	mpg l/100 km	[36.7–37.2] [7.6–7.7]	53.3–57.6 4.9–5.3	49.6–51.4 5.5–5.7	[47.9–50.4] [5.6–5.9]	[47.9–48.7] [5.8–5.9]
Extra-urban	mpg l/100 km	[49.6–50.4] [5.6–5.7]	68.9–76.3 3.7–4.1	62.9–65.7 4.3–4.5	[61.4–65.7] [4.3–4.6]	[58.9–61.4] [4.6–4.8]
Combined	mpg l/100 km	[44.1–44.8] [6.3–6.4]	62.8–68.9 4.1–4.5	57.6–60.1 4.7–4.9	[55.4–58.9] [4.8–5.1]	[54.3–56.5] [5.0–5.2]
CO ₂ emissions	g/km	[146–149]	109–119	124–129	[127–133]	[132–137]

Wheels						
Tyre dimensions		225/50 R18 W	225/55 R17 W	225/55 R17 W	225/50 R18 W	225/50 R18 W
Wheel dimensions		7.5J x 18	7.5J x 17	7.5J x 17	7.5J x 18	7.5J x 18
Material		Light alloy	Light alloy	Light alloy	Light alloy	Light alloy



¹ Standard with eight-speed automatic transmission.

² Planned availability: November 2015. Provisional figures (not yet officially confirmed) based on the ECE driving cycle; missing figures were not available at the time of publication. Correct at time of printing.

³ Data shown for BMW X1 xDrive20d with automatic transmission, manual transmission availability from November 2015, ask your local BMW Retailer for further information.

⁴ Standard with eight-speed Sport automatic transmission

⁵ The figure quoted includes a 90% full tank, 68 kg for the driver and 7 kg for luggage. Unladen weight applies to vehicles with standard equipment. Optional equipment will increase this figure.

⁶ The figures quoted can deviate for models with automatic transmission.

⁷ The actual overall trailer weight may not exceed the max. permitted trailer load, while taking into account the max. permitted tow bar download.

⁸ BMW recommends the use of RON 95 super unleaded petrol. Unleaded fuels RON 91 and higher with a maximum ethanol percentage of 10% may also be used. Output and fuel consumption figures apply to RON 98 fuel.

⁹ All engines comply with the EU6 emissions standard. Fuel consumption figures are determined according to the ECE driving cycle, which consists of approximately one-third urban traffic and two-thirds extra-urban driving (based on the distance covered). CO₂ emissions are measured in addition to fuel consumption. Optional equipment may increase these figures. Fuel consumption and CO₂ emissions are affected by the selected wheel and tyre sizes.

¹⁰ Height including roof aerial is 1,612 mm.

Values in [] refer to vehicles with automatic transmission.

THE BMW SERVICE CONCEPT:

When you buy a BMW, you can look forward to superb service and comprehensive customer care. **Condition Based Service** tracks service fluids and parts subject to wear, and where appropriate indicates required service stops on the display. In combination with **BMW TeleServices**, the vehicle data collected by Condition Based Service are automatically transmitted to BMW. Your preferred **BMW Service Retailer**

BMW SERVICE INCLUSIVE.



BMW Service Inclusive: Wouldn't it be good to know your comprehensive servicing costs in advance? Well, that's exactly what BMW Service Inclusive¹ provides and for a low one-off payment.

BMW Service Inclusive¹ lasts for 5 years or 50,000 miles (whichever occurs first) and covers all your vehicle's comprehensive servicing requirements. Alternatively you can choose BMW Service Inclusive Plus², which in addition to servicing also covers maintenance items such as brake pads, brake discs and windscreen wipers. And whenever

servicing and maintenance work is carried out on your BMW, you can be sure that it will only be done by fully qualified BMW Service Approved Technicians at one of over 150 BMW Service Authorised Workshops around the country. Furthermore, only Genuine BMW Parts are used – each covered by a two year warranty. BMW Service Inclusive and Service Inclusive Plus are transferable to subsequent owners within the time and mileage period, which can enhance the resale value of your car.²

www.bmw.co.uk/serviceinclusive

BMW EMERGENCY SERVICE.



BMW Emergency Service. BMW Emergency Service is the only roadside and assistance programme designed specifically for BMW vehicles offering an exceptional range of benefits and services. It is available 24 hours a day, 7 days a week and utilises a dedicated fleet of BMW Approved Technicians, equipped with Genuine Parts and tools, ensuring that you and your vehicle receive the best possible care in the event of any motoring emergency.

This tailor-made programme has been specifically designed to meet the needs of BMW drivers travelling in the UK, Republic of Ireland and Continental Europe giving complete reassurance and peace of mind. Every new BMW is covered for three years.

THE BMW EXPERIENCE.



BMW News: To ensure you're one of the first to hear the latest BMW news and developments, BMW UK offer an email programme. Sign-up at: www.bmw.co.uk/newsletter



BMW World, an iconic building in the Munich skyline. The BMW World is a true brand experience where it's possible to marvel at the historic BMWs in the museum, learn about our engineers' newest innovations and take a tour of the plant to experience with your own eyes the cutting-edge and exacting methods used to create a BMW.



BMW Magazine: Every new BMW customer receives a complimentary subscription to BMW Magazine. This publication features all the latest news and developments from BMW, together with a variety of driving and lifestyle features.

can access the vehicle data. They will contact you when necessary to arrange a service appointment where the required repairs can be performed, using **Genuine BMW Parts**, so your driving pleasure can continue indefinitely. Worldwide, you can call on more than **3,300 Service Authorised Workshops** in more than **150 countries**.

BMW CONNECTED DRIVE SERVICES.



BMW ConnectedDrive Services. A function using the built-in BMW SIM card to provide telematic and online services that are fully integrated into your BMW vehicle. All services require connection to a UK mobile network. Some services are available in other European countries. The range of ConnectedDrive Services that are available depends on the specification of the vehicle. The service duration varies depending on the ConnectedDrive Service.

For further information on BMW ConnectedDrive Services and terms and conditions please visit www.bmw.co.uk/connecteddrive-information

BMW FINANCIAL SERVICES.



BMW Financial Services: BMW Financial Services offers a range of solutions designed to help you drive the BMW of your choice. All our products offer you the flexibility to customise your finance, making driving away a BMW a reality. After all, who knows more about financing your BMW than BMW.

If you would like more information, visit www.bmwfs.co.uk Here, you will also find details of our comprehensive range of products engineered for every eventuality.

You can view all of our current offers at the touch of a button using the BMW Financial Services Offers App. Download it now for free.



Finance is subject to status and available to over 18's in the UK only (not the Channel Islands or the Isle of Man). Guarantees and indemnities may be required. Advertised finance is provided by BMW Financial Services, Summit ONE, Summit Avenue, Farnborough, Hampshire, GU14 0FB

¹ Service Inclusive and Service Inclusive Plus are available as cost options. Terms and conditions apply, for full details speak to your retailer or visit www.bmw.co.uk/serviceinclusive
² For further information, please contact your local BMW Retailer.

SHAPING THE FUTURE – RESPONSIBLY.

In 2014, the BMW Group was once again listed in the Dow Jones Sustainability World and Europe Indices and thus ranked one of the most sustainable automotive companies worldwide. The development of efficient vehicle concepts and eco-friendly production processes, up to and including recycling, is an integral part of our engineering philosophy. Thanks to BMW EfficientDynamics, the CO₂ emissions of our European new-vehicle fleet have dropped by more than 30% since 1995. Over the period from 2006 to 2020 we are also aiming to achieve a 45% reduction in the amount of resources – such as water and energy – that our manufacturing operations consume. Since 2007, production in our engine plant in Steyr, Austria, has generated zero waste water. And of course each of our vehicles is designed for easy and economical recycling after its long running life. Please contact your BMW Centre on all matters regarding your end-of-life vehicle. For further information please visit our website.

www.bmw.co.uk/EfficientDynamics
www.bmwgroup.com/responsibility
www.bmw.com/recycling

More about BMW

www.bmw.co.uk
www.bmw.ie



The Ultimate
Driving Machine

The models illustrated in this brochure show the specifications of vehicles produced by BMW AG for the German market. In part, they include optional equipment and accessories not fitted as standard. According to the specific requirements of the markets of other European Union member states, alterations in models, standard and optional equipment described in this brochure, may occur. For information about country-specific vehicle versions, please contact your local BMW Retailer. Subject to change in design and equipment. Part number 95 38 0 003 028. August 2015.

© BMW AG, Munich/Germany. Not to be reproduced wholly or in part without written permission of BMW AG, Munich.

4 11 001 300 21 2 2015 BB. Printed in Germany 2015.



MIX
Paper from
responsible sources
FSC® C017373