

The BMW X5

[www.bmw.co.uk](http://www.bmw.co.uk)  
[www.bmw.ie](http://www.bmw.ie)



The Ultimate  
Driving Machine



# THE BMW X5.

**BMW EFFICIENTDYNAMICS.**  
LESS EMISSIONS. MORE DRIVING PLEASURE.





The BMW X5

MASTER OF  
MULTI-TASKING.

- 06 Exterior  
Perfectly poised for every journey.
- 12 Driving dynamics  
BMW xDrive, the intelligent all-wheel-drive system.
- 14 Cockpit  
Intuitive and intelligent.
- 16 Aerodynamics  
Setting new standards.
- 18 Interior  
Exclusive atmosphere.
- 20 The new BMW X5 xDrive40e.  
Electrifying.

Technology

INNOVATIONS THAT  
SET TRENDS.

- 22 BMW ConnectedDrive  
In touch with your world.
- 26 BMW EfficientDynamics  
Making a little go a long way.
- 28 TwinPower Turbo engines  
At the heart of BMW EfficientDynamics
- 30 The new BMW X5 xDrive40e.  
Electric driving everyday.
- 32 The X5 M50d  
M gene included.
- 34 Chassis and safety  
Innovative systems for more driving pleasure.

Equipment

AS INDIVIDUAL  
AS YOU ARE.

- 38 The BMW X5
- 40 Pure Experience Design packages
- 42 Pure Excellence Design packages
- 44 M Sport
- 46 BMW Individual
- 48 Colours, upholstery and interior trims
- 52 Standard / Optional equipment
- 63 Genuine BMW Accessories

Overview

ALL THE FEATURES  
AT A GLANCE.

- 64 Technical data and information on fuel consumption and CO<sub>2</sub> emissions
  - 66 BMW Service and BMW Brand Experience  
Exclusive offers for BMW customers.
- [www.bmw.co.uk](http://www.bmw.co.uk)  
[www.bmw.ie](http://www.bmw.ie)

Editorial

DESIGNED TO  
OUTDO ITSELF.  
YET AGAIN.

Since its launch, the BMW X5 has been setting milestones in its class – a class of which it was the founding member. The third generation X5 has again surpassed its own benchmarks – as a Sports Activity Vehicle (SAV) that delivers outstanding luxury and unparalleled comfort in every regard and never fails to exceed expectations.

It features a huge array of intelligent technologies that take efficiency and dynamism (not to mention comfort and safety) to a whole new level – even when it goes off-road. The BMW X5's superiority is also evident in its two new Pure Experience and Pure Excellence Design packages. Whether you want to make a powerful impression, or prefer a look of understated sophistication, there are plenty of design options for expressing your own personal style through the exterior and luxurious interior. The striking curves on the BMW X5 signify a personality that never fails to announce its one overriding attribute: supremacy.

[www.bmw.co.uk/X5](http://www.bmw.co.uk/X5)

Specification of model shown:  
BMW X5 xDrive50i SE with Pure Experience Exterior Design  
and Pure Excellence Interior Design package.

Engine:	BMW TwinPower Turbo eight-cylinder petrol	Exterior colour:	Sparkling Brown metallic
Power output:	449hp (330kW)	Upholstery:	Exclusive Nappa leather Ivory White
Wheels:	19" light alloy Star-spoke style 449	Interior trim:	American Oak, High-gloss

Specification of model shown:  
BMW X5 xDrive30d SE with Pure Excellence Exterior Design  
and Pure Experience Interior Design package.

Engine:	BMW TwinPower Turbo six-cylinder in-line diesel	Exterior colour:	Mineral White metallic
Power output:	258hp (190kW)	Upholstery:	Exclusive Nappa leather Mocha
Wheels:	19" light alloy Multi-spoke style 448	Interior trim:	Fineline Pure textured wood



product  
design award

2014

LUXURY  
WITH  
PERSONALITY.





# THE ULTIMATE ALL-ROUNDER.

Every day presents different challenges. The BMW X5 has what it takes to tackle just about anything: versatility. Its two-part tailgate provides easy access to smaller items of luggage and the lower section opens up to create a platform capable of supporting up to 250kg. The rear seat backrest can be split in a 40:20:40 configuration and when it's completely folded down the luggage compartment capacity is increased to a massive 1,870 litres. The optional third row of seats can accommodate two additional passengers, so there's room for up to seven people. In short: the BMW X5 has a clever solution for whatever challenge comes its way.

Just as impressive as the BMW X5 is the latest incarnation of the iconic BMW R 1200 GS travel enduro motorcycle. Tough, dynamic and unmistakable – this machine's innovative design and cutting-edge technologies make it the most reliable companion for biking adventures on all kinds of terrain.



The very first moment you come face-to-face with the BMW X5, your eyes will be instinctively drawn to its compelling design. Its expressive front with optional Adaptive LED Headlights and the athletic side contours generate a masculine look that's beyond compare. No matter when and where you encounter the BMW X5, one thing is certain – its exclusive appearance will take your breath away.

REIGN SUPREME.





RULES THE ROAD. AND YOUR HEART.

All the expectations aroused by the masterly presence of the BMW X5 will be confirmed and surpassed when you see it in action. From supremely sporty or comfortable, three Adaptive suspension options ensure optimal contact with the road in every driving situation. When combined with the intelligent BMW xDrive all-wheel-drive system, the BMW X5 delivers an unforgettable driving experience regardless of the road surface or weather conditions, all while providing outstanding safety and the ultimate in driving pleasure. And it doesn't matter which direction you're headed, as the BMW X5 knows one way to go: its own.



In the cockpit of the BMW X5, all the controls, such as the iDrive Touch Controller, are fully geared towards the driver and the overall clarity of the design is a pleasure to behold. The various BMW ConnectedDrive Driver Assistance systems are clearly focused on one overriding goal: your comfort and safety. Should you find yourself stuck in a traffic jam, for instance, optional Traffic Jam Assist assumes control of the vehicle, automatically moving forward, maintaining a safe distance to the car in front whilst actively providing steering input. After all, sometimes you just need to sit back and relax to really take charge.

SIT DOWN AND RISE ABOVE IT ALL.

# EVEN BLOWS THE WIND AWAY.

Wind resistance is no match for the sophisticated aerodynamics of the BMW X5. The car's designers came up with innovative features that greatly improve the air flow. For example, wind turbulence at the front wheel arches is significantly reduced thanks to the Aero Curtain on the front apron and the Air Breather in the front wheel arches. Aerodynamically enhanced exterior mirrors and Air Blades on the rear also play a role in delivering the lowest drag coefficient ( $C_d$ ) value in its class. Technologies such as these have enabled the BMW X5 xDrive30d to rewrite the rulebook when it comes to EfficientDynamics – with a  $C_d$  value of 0.31.





When you take a seat in the BMW X5, one thing becomes instantly clear: perfection is the culmination of an unerring attention to detail. The overall sense of spaciousness in the BMW X5 is particularly impressive, as are the meticulously selected premium materials and excellent craftsmanship. Furthermore, the BMW X5 is also available with an optional third row of seats. Opulence has found a new home: where the aroma of exquisite leather meets the haptic pleasure of elegant wood. Combined with the striking atmosphere generated by the standard ambient lighting, you'll enjoy a supremely exclusive interior. And the optional B&O Advanced audio system takes perfection to a whole new level. The BMW X5 offers a feast for the senses, no matter where you decide to sit.


ENJOY THAT FRONT-ROW FEELING –  
WHEREVER YOU SIT.



## ELECTRIFYING DRIVING ENJOYMENT.

An intelligent combination: The most obvious difference when you first own a hybrid car is likely to be the change in your fuelling habits. The highly efficient petrol engine in the new BMW X5 xDrive40e is supported by an electric motor. Recharge the electric motor's battery within a few hours either on the road, using public charging points, or by way of your own BMW i Wallbox.






## BMW ConnectedDrive

### So connected, you're free.

Our world is becoming more connected every day with instant access to information at anytime and anyplace. With your BMW being an integral part of your lifestyle we believe it's important that you can keep up to date from behind the wheel. BMW ConnectedDrive delivers intelligent solutions that allow you to remain connected whilst on the move.





Advanced driver assistance systems can connect you to the outside world so that you know exactly what is happening around you, premium traffic solutions ensure you are taking the most time efficient route whilst online services provide direct access to information about your current location or chosen destination. Today, driving enjoyment is derived as much from being informed and relaxed as it is from impressive performance and efficiency – discover how the comprehensive range of ConnectedDrive technologies can enhance the connected capabilities of your Ultimate Driving Machine.

More information please visit:

[www.bmw.co.uk/ConnectedDrive](http://www.bmw.co.uk/ConnectedDrive)  
[www.bmw.ie/ConnectedDrive](http://www.bmw.ie/ConnectedDrive)


## BMW CONNECTED DRIVE SERVICES AND APPS.

Wherever your journey may lead, you can stay in touch with BMW ConnectedDrive Services. The range of innovative functions provide optimum integration between the driver, vehicle and the world outside - anytime, anywhere.



### BMW EMERGENCY CALL.

Known as BMW eCall, this standard service provides a direct link to the local Emergency Services. You can summon help manually by simply pressing the SOS emergency call button to request for assistance. Additionally, if your vehicle is involved in a more serious accident an automatic emergency call is made, providing extra reassurance that if you cannot call for help, your BMW will on your behalf. With either the manual or the automatic emergency call, details of your vehicle and location will be sent directly to an Emergency Service Centre, so that immediate action can be taken and assistance dispatched without delay. BMW Emergency Calls are made using the integrated BMW SIM card so no mobile phone is required.



### REAL TIME TRAFFIC INFORMATION.

Included as standard, this service provides a precise account of current traffic situations in real time. The information is presented on the Navigation map by using a colour coding system indicating the flow of traffic. Road networks are divided into distances as short as 500m for superior accuracy and dependency. Information is automatically updated every 3 minutes allowing the driver to monitor whether the traffic situation is improving or worsening. The system also recommends for or against alternative routes based on the potential time saving benefits.



### INFORMATION PLUS (optional).

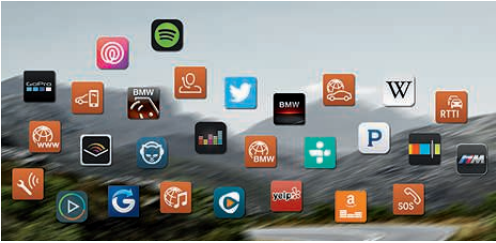
At the push of a button local information is available wherever you may be. The service connects you to a BMW operator who will be able to quickly access the information you need. So whether you are looking for a nearby hotel, restaurant or simply can't find your way then support is conveniently on hand. Information can be sent directly to your BMW so that addresses can be transferred to your Navigation system.

Information Plus calls are made using the integrated BMW SIM card so there is no need for a mobile phone and you can use the service as much as you like at no additional cost.

# BMW CONNECTED DRIVE SERVICES AND APPS.



**MOBILE OFFICE (optional).**  
With a compatible mobile device you can access a host of features, including your contact lists, text messages, calendar entries and emails directly through your Control Display using the iDrive controller. Details can even be read out to you with the text-to-speech function, and with Message Dictation (with BMW Professional Multimedia Navigation system) your spoken reply is converted into a text document that you can then send out. So you can make profitable use of your time behind the wheel, and remain focussed on what's most important: the road ahead.



**BMW APPS.**  
As part of BMW Online Services, with BMW Apps, users can download the free 'BMW Connected' iPhone application. This allows you to integrate a range of popular smartphone apps within your vehicle. Using the iDrive controller, you can select web radio stations from around the world, call up the latest status reports from your Twitter account and view your iCalendar on the vehicle Control Display.



**BMW ONLINE SERVICES.**  
With the internet-based services from BMW Online as standard you can conveniently keep up to date with the latest news and sports headlines from the comfort of your BMW. You can plan ahead with Google™ send-to-car and a detailed five-day weather forecast. Search for accurate location-based information in a live online database and stay in touch with your emails using the BMW Online Office. BMW Online Services includes BMW Apps, detailed above.

No mobile phone is required since access to BMW Online information is via the integrated BMW SIM card, so you can use the services as much as you like at no additional cost.

# BMW CONNECTED DRIVE DRIVER ASSISTANCE.

The comprehensive range of advanced driver assistance systems from BMW ConnectedDrive seamlessly integrate the driver into their immediate environment. Headlights, sensors, cameras and radars can combine to ensure the driver is fully informed about what is happening around them, delivering superior comfort and convenience as well as enhanced safety for both passengers and other road users.



**HEAD-UP DISPLAY (optional).**  
A full colour TFT display projects important driving information onto the windscreen, in your direct field of vision. The information that is displayed can be customised in the vehicle Settings and includes the current speed of travel, navigation instructions or telephone and music listings. This convenient display ensures that your eyes are always on the road ahead for a safer driving experience.



**DRIVING ASSISTANT.**  
Included as standard, this tailored combination of camera-based driver assistance systems provide enhanced safety and reduce the risk of potential collisions, at both high and low speeds. Lane Departure Warning detects lane markings and alerts the driver with a vibration through the steering wheel should the vehicle unintentionally deviates from the lane of travel. Forward Collision Warning monitors vehicles ahead and warns the driver by an optical and acoustic alert if their approach could escalate into a rear-end collision, escalating to proactively engage braking for rapid reaction to potential vehicle collisions at higher speeds. The system also detects for pedestrians in urban driving situations.



**PARK ASSIST (optional).**  
This driver assistance system makes parallel parking effortless. When activated, the system searches for an available parking space. When a suitable space has been identified, the Park Assist function automatically controls the steering, gear selection and speed to fully autonomously manoeuvre the vehicle into the space.

▶ **BMW EFFICIENTDYNAMICS.**  
LESS EMISSIONS. MORE DRIVING PLEASURE. ◀



## BMW EFFICIENT DYNAMICS – MAKING A LITTLE GO A LONG WAY.

BMW was one of the first manufacturers to pursue the goal of efficient driving technologies, as a part of its multiple award-winning sustainability strategy. BMW EfficientDynamics, included as standard, is a comprehensive technology package designed to reduce fuel consumption and emissions – while simultaneously enhancing dynamic performance. This has enabled the BMW Group to reduce the CO<sub>2</sub> emissions of its European fleet of new cars by over 30% since 1995. Currently the majority of BMW models produce a maximum of only 120g of CO<sub>2</sub>/km. The BMW Group intends to achieve a further 25% reduction in CO<sub>2</sub> emissions by 2020.

### THE BMW EFFICIENT DYNAMICS FEATURES IN THE BMW X5 AT A GLANCE.

**Auto Start/Stop** automatically switches off the engine when the vehicle is stationary. As soon as you take your foot off the brake, the engine immediately starts up again and your journey continues. And without any effort on your part, you've saved fuel and helped protect the environment.

**Lightweight Engineering.** To make each journey even more effortless, we've introduced lightweight materials (such as aluminium) to create lighter engines and bodywork across the BMW range. The new materials reduce drag, making the car more responsive. Engine and drive train components contain ultra-modern magnesium alloys. Up to 24% lighter, they improve the dynamics of the vehicle thanks to a balanced weight distribution between front and rear axle. And, of course, the lighter the car the less fuel you use and fewer CO<sub>2</sub> emissions you produce.

**ECO PRO mode** enables fuel consumption to be reduced by up to 20% depending on your individual driving style<sup>1</sup>. For example, ECO PRO will advise the driver to accelerate less aggressively, the eight-speed automatic transmission shifts even faster to higher gears and the automatic air conditioning is subject to energy optimised settings.

**Eight-speed Sport automatic transmission.** The close spacing of gear ratios in the Eight-speed Sport automatic transmission with Steptronic enables maximum use of the optimum rev range, lowering fuel consumption and enhancing shift comfort.


**Brake Energy Regeneration.** Now when you brake, you won't just be slowing yourself down, you'll be helping to keep your car moving. It sounds counter-intuitive, but whenever you apply the brakes or take your foot off the accelerator, you recycle energy instead of wasting it. Brake Energy Regeneration then uses this energy to recharge the battery. In the process, it reduces the demand on your engine, means you consume less fuel and keeps down your CO<sub>2</sub> emissions.

<sup>1</sup> Determined in a BMW internal fuel consumption survey.

# PEAK PERFORMANCE UNDER PRESSURE.


## BMW TWIN POWER TURBO TECHNOLOGY.

**BMW TwinPower Turbo.** The innovative BMW TwinPower Turbo petrol engines are among the core elements of the BMW EfficientDynamics strategy and have already been honoured with numerous awards. They combine the latest fuel injection systems with fully variable power distribution and innovative turbocharger technology.



**BMW X5 xDrive50i.** The BMW TwinPower Turbo V8 engine combines two turbochargers with Double-VANOS and High-precision direct injection. The result is a massive maximum torque of 650Nm at engine speeds of between 2000–4500rpm. With an output of 449hp (330kW), it can accelerate from 0 to 62mph in an incredible 4.9 seconds. Depending on which wheel you choose the fuel consumption is 29.1–29.4mpg (9.6–9.7l/100km) with CO<sub>2</sub> emissions of 224–226g/km.

**BMW TwinPower Turbo.** In diesel engines, BMW TwinPower Turbo technology includes state-of-the-art fuel injection technologies for enhanced efficiency, as well as fully variable power distribution and innovative turbocharging technology for a more dynamic ride. All diesel models feature lightweight aluminium construction and are equipped with a zero-maintenance particle filter.



**BMW X5 sDrive25d/xDrive25d.** This BMW TwinPower Turbo four-cylinder diesel engine with a 2.0 litre capacity and an output of 231hp (170kW) combines Common-rail direct injection and a two-stage turbocharger with Variable Vane Geometry, making it the most efficient engine in the range. The BMW X5 sDrive25d comes with a rear-wheel-drive as opposed to an all-wheel-drive. The resulting weight distribution plays a major role in delivering particularly low fuel consumption and emission figures. The maximum torque of 500Nm is generated at an engine speed of just 1500rpm. Both the BMW X5 sDrive25d and the xDrive25d accelerate from 0 to 62mph in 7.7 seconds and reach a top speed of 136mph (220km/h). Average fuel consumption: 52.3–53.3mpg (5.3–5.4l/100km), and xDrive25d: 50.4mpg (5.6l/100km). CO<sub>2</sub> emissions: 139–141g/km (xDrive25d: 146–148g/km).


**BMW X5 xDrive30d.** The BMW TwinPower Turbo six-cylinder in-line diesel engine with a 3.0 litre capacity combines Common-rail direct injection and a turbocharger with Variable Vane Geometry. At engine speeds as low as 1500rpm, this 258hp (190kW) powerplant delivers an impressive 560Nm of torque and takes just 6.8 seconds to achieve 0 to 62mph with a top speed of 142mph (230km/h). It consumes an average of just 47.1–47.9mpg (5.9–6.0l/100km), with CO<sub>2</sub> emissions of 156–158g/km.

**BMW X5 xDrive40d.** This diesel engine features impressive BMW TwinPower Turbo technology that combines Common-rail direct injection and a two-stage turbocharging system with Variable Vane Geometry to generate an output of 313hp (230kW) and a maximum torque of 630Nm at just 1500rpm. The BMW X5 xDrive40d delivers an outstanding performance while keeping fuel consumption and CO<sub>2</sub> emissions astonishingly low 47.1mpg (6.0l/100km) and 157–159g/km, respectively. It takes just 5.9 seconds to power from 0 to 62mph and has a top speed of 147mph (236km/h).

# THE BMW X5 xDrive40e.

The BMW X5 xDrive40e combines the highly efficient eDrive plug-in hybrid drive with the intelligent and variable BMW xDrive all-wheel drive system. It thereby incorporates purely electric, locally zero-emissions driving on short trips, along with a dynamic driving performance with optimal traction. The drive's core components include a powerful 245hp (180kW) four-cylinder petrol engine with BMW TwinPower Turbo technology, an 113hp (83kW) electric motor, a high-voltage lithium-ion battery with a capacity of 9.2 kilowatt hours, as well as the intelligent BMW xDrive all-wheel drive, which guarantees confident traction, optimised stability and increased agility in all weather and road conditions even when the vehicle is running exclusively on its electric drive. Intelligent energy management efficiently controls the interactions of the electric motor, combustion engine and the all-wheel drive system. Depending on the power output used by the driver and the state of battery charge, the electric motor can propel the vehicle alone, or it can support the combustion engine. During coasting and braking, it even transforms kinetic energy into electrical energy, which is saved in the high-voltage battery for use by the electric engine. When running on electricity alone, the vehicle has a range of approx. 19 miles (30km) and an electric top speed of 75mph (120km/h). Its combined fuel consumption is 83.1–85.6mpg (3.3–3.4l/100km) with CO<sub>2</sub> emissions of 77–78g/km).

<sup>1</sup> Fuel consumption and CO<sub>2</sub> emissions are affected by chosen wheel/tyre size.



■ The **eDrive button** allows the driver to choose between three different drive modes. The AUTO eDrive mode is active by default. The MAX eDrive mode supports driving that is particularly efficiently. The battery is charged and the battery charge level is maintained during the SAVE BATTERY mode.



■ The **charging port** for the external charging of the high-voltage battery can be found behind a flap on the vehicle's front side panel on the left. The charging port is protected from harmful environmental effects by a special gasket ring. The LED light ring provides information regarding the various charging procedure statuses.



□ The 'My BMW Remote' **app** supports remote monitoring of the charging procedure. It also provides information about the BMW's current electric range and the battery charge status. Charging can be controlled remotely via the weekly timer.



□ **BMW 360° Electric.** The BMW i Wallboxes offer safe and convenient charging. Both are technically optimised to make charging your BMW X5 xDrive40e quick and easy.



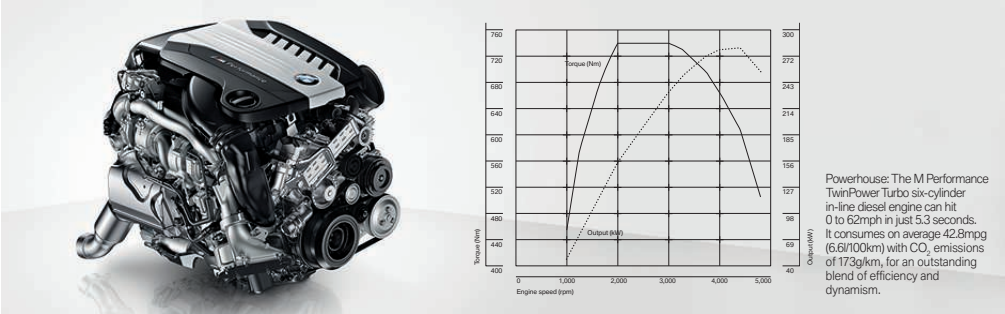
■ The **flat loading floor** has only been raised by a few centimetres in comparison with non eDrive BMW X5 models. This means the luggage compartment remains virtually unchanged and can still be easily accessed. The flexibility associated with the divisible rear seat backrest is also maintained.



■ On the outside, this vehicle differs from the conventionally driven variant by its xDrive40e **designation** on the front side panels and eDrive on the rear – a testament to the vehicle's innovative drive technology.

# THE BMW X5 M50d. M GENE INCLUDED.

powered by 



The BMW X5 M50d has greatly benefited from the combined experience of the engineers of BMW M, whose expertise has ensured precision tuning between the drive, suspension and steering. Behind the wheel, you will enjoy precise, sporty handling for an exceptionally intense driving experience. The M Performance TwinPower Turbo engine has immensely satisfying acoustics and delivers a powerful output of 381hp (280kW) and a maximum torque of 740Nm. This force is transferred directly to the road with optimal traction thanks to the intelligent xDrive all-wheel-drive system with fully-variable torque split. Its highly exclusive interior and exterior details are guaranteed to turn heads, such as the special air intakes in the front apron, Chrome fronted kidney grille with Titanium vertical slats and exterior mirror caps in metallic Ferric Grey. These are perfectly complemented by optional 20" Double-spoke style 468 M light alloy wheels with mixed tyres (shown below). The distinctive interior includes features such as door sill finishers, instrument cluster and gearshift lever all with an 'M50d' designation, Sport seats upholstered in Dakota leather, Aluminium Hexagon interior trim and Anthracite Headlining.



**Sport automatic transmission**, with gearshift lever featuring M designation. Also pictured, new iDrive Touch controller.



**Exhaust tailpipes**, single quadrilateral left and right with black finisher.




**Tailgate** with M50d designation.





# THE BEST FOUNDATION FOR SUPERIOR DRIVING DYNAMICS. AN OUTSTANDING SUSPENSION.

Optimised road holding is crucial for a truly dynamic driving experience. In the BMW X5, this is achieved by a weight distribution of almost 50:50 between the front and rear axles, as well as neutral steering behaviour, a high level of directional stability and fantastic traction courtesy of the intelligent xDrive all-wheel-drive system. Read on to find out more.



**xDrive.** The intelligent BMW xDrive all-wheel-drive system adapts perfectly to even the most challenging road surface conditions and always provides outstanding traction. With xDrive and Dynamic Stability Control (DSC), your car remains directionally stable and controllable. xDrive flexibly distributes drive power to the front and rear wheels, performing lightning-fast adjustments to ensure optimum ground contact at all times. This allows xDrive to combine the advantages of all-wheel-drive – traction, directional stability and safety – with typical BMW agility.

**Servotronic.** The standard Servotronic feature adjusts the power steering to suit the current speed and ensures a direct, precise steering response at high speeds. It also provides superior comfort by minimising the physical effort required when steering, while increasing agility when parking, manoeuvring, or navigating narrow or twisting roads.

**Active Steering.** The Active Steering option is synonymous with precision, agility and comfort in every driving situation. At low speeds – such as urban driving or parking – Active Steering increases the steering angle. This way, you can precisely manoeuvre the vehicle by slightly rotating the steering wheel, meaning that you no longer have to keep turning it to produce the desired result. This makes your BMW significantly more agile and takes the stress out of parking. For greater control in the upper speed range, Active Steering produces a more indirect steering ratio, thereby reducing the degree to which the wheels are turned. This means you can more precisely control the wheels using larger turns of the steering wheel, for greater convenience and stability. Active Steering also intervenes to support you in the event of critical situations such as oversteering or braking on different road surfaces – it reacts even faster than the most experienced drivers (available with xDrive50i models only).

**Adaptive suspension packages.** Suspension control systems for the BMW X5 are available in optional packages. This makes selecting your preferred driving dynamics option easier than ever before.

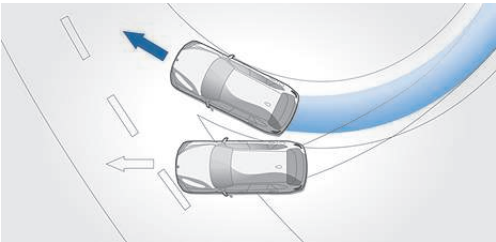
**Adaptive Comfort suspension** combines Variable Damper Control with air cushioning on the rear axle for the ultimate in driving comfort. And whenever you want a sportier chassis set-up, you can use the Drive Performance Control switch to activate one of the two more dynamic modes.

**Adaptive Dynamic suspension** allows you to further boost your car's potential. Encompassing both Dynamic Performance Control and Dynamic Drive, this package is guaranteed to deliver driving dynamics that are intrinsically sporty – as evidenced by the extremely neutral steering response and minimal body roll in bends.

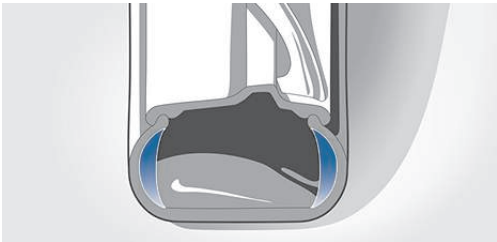
**Adaptive M suspension** extracts even more driving dynamics potential from your vehicle. The Variable Damper Control and self-levelling air suspension on the rear axle are tuned to deliver exceptionally sporty driving characteristics.

# UNPARALLELED SAFETY WITH THE LATEST BMW TECHNOLOGIES.

The BMW X5 is equipped with cutting-edge technologies for every eventuality. Superb handling and innovative equipment come standard. Drivers benefit from the very latest technologies that provide optimal support at all times. You'll feel safe and protected, no matter where your journey takes you.

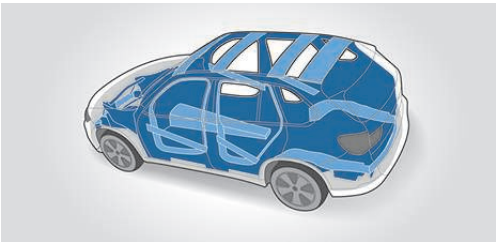


■ **Dynamic Stability Control (DSC)** with extended functionality including Cornering Brake Control (CBC), Hill-start assistant, brake drying and brake fade compensation. DSC recognises an imminent skid and stabilises your car within milliseconds. The Dynamic Traction Control (DTC) permits increased wheel slip to improve forward travel depending on the situation and to allow for a more sporty driving style.

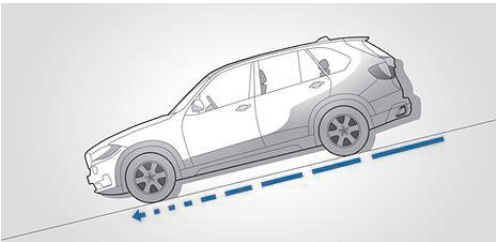


■ **Run-flat tyres:** Reinforced side walls prevent the tyres from completely collapsing or loosening from the rim if the air pressure drops allowing you to drive up to 50 miles after a puncture, at maximum speeds of 50mph (80km/h).

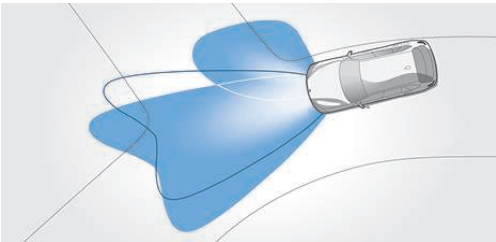
■ **Tyre Pressure Monitoring** minimises the danger caused by a defective tyre. The system detects changes in the air pressure in a tyre from differences in wheel speeds and warns the driver through a Check Control light.



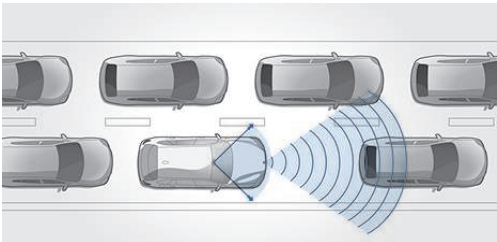
■ **Passenger cell.** The system of members and nodes in the functional body structure combined with the strategic deployment of high-strength materials delivers maximum passive safety in front, side or rear crashes. Defined deformation zones mean that the body structure can absorb impact energy, increasing passenger protection.



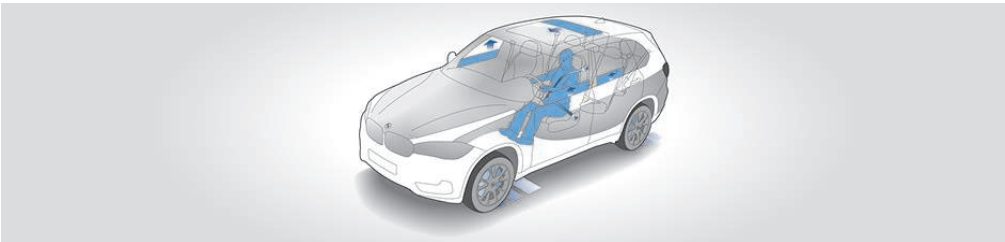
■ **Hill Descent Control (HDC)** is available with xDrive models. When activated, it enables your BMW to automatically take even the steepest downhill gradients safely and reliably, without the driver having to brake. Using the cruise control with braking function, vehicle speed can also be controlled via a lever to the side of the steering column.



□ **524 Adaptive Headlights** including cornering lights and High-beam Assistant, illuminate bends at greater distances by optimally adjusting the swivelling headlights as soon as the driver turns the steering wheel. To improve short-range visibility, the turning lights integrated into the foglights are automatically activated, even when the vehicle is at a standstill, as soon as the indicator is switched on or the steering wheel is turned.



■ **Driving Assistant** provides enhanced safety and reduces the risk of potential collisions. Lane Departure Warning detects lane markings and alerts the driver by vibrating the steering wheel if the vehicle unintentionally deviates from the lane of travel. Forward Collision Warning monitors vehicles ahead and warns the driver by an optical and acoustic alert if their approach could escalate into a rear-end collision, escalating to proactively engage braking for rapid reaction to potential vehicle collisions at higher speeds.



□ **5AL Dynamic Safety**, as part of the optional Active Security package, ensures all safety components are designed to complement each other perfectly. Dynamic Safety initiates protective measures for occupants if an accident situation is imminent by tensioning seatbelts, it also moves the seats to an optimal position (in conjunction with electric seat adjustment) and automatically closes open windows or the optional panoramic glass sunroof. Dynamic Safety also includes an attentiveness assistant.

## THE BMW X5.



The cockpit exudes a sense of luxurious spaciousness, all the controls are ergonomically arranged to best serve the needs of the driver. The standard multi-function leather steering wheel provides convenient operation of the standard BMW Professional radio with single CD player.



The interior features standard seats upholstered in Canberra Beige Dakota leather, shown here with optional Poplar wood, High-gloss interior trim.



The BMW X5 is available with a wide range of attractive optional 18", 19" and 20" light alloy wheels. The image above shows 19" light alloy V-spoke style 450 (standard with the X5 xDrive50i SE).



The BMW X5 sDrive25d shown here in optional Space Grey metallic paint.

# THE BMW X5. PURE EXPERIENCE DESIGN PACKAGES.

### Pure Experience Exterior Design package:

- 19" light alloy Star-spoke style 449 with run-flat tyres
- B and C pillar finishers Black, High-gloss
- Exhaust tailpipes, Matt Chrome
- Exterior trim, Matt Aluminium
- Front grille and air intakes, Titanium effect
- Mirror triangle base and frame Black, High-gloss
- Rear bumper insert, Titanium effect
- Remote control with Pearl Grey Chrome buttons and Black, High-gloss insert
- Roof rails, Matt Aluminium
- Underbody guards front, side and rear, Stainless Steel

### Optional equipment:

- ☐ Choice of alternative 19" and 20" light alloy wheels
- ☐ Exterior trim, High-gloss Shadowline
- ☐ Roof rails, High-gloss Shadowline

### Pure Experience Interior Design package – M Sport:

- Exclusive Nappa leather, Mocha
- Instrument panel bottom, Mocha
- Instrument panel top and door upper-arm trim panels, Black Nappa leather with Nut Brown contrast stitching

### Pure Experience Interior Design package:

- Exclusive Nappa leather upholstery, Mocha
- Instrument panel top and door upper-arm trim panels, Black Nappa leather with Nut Brown contrast stitching
- Instrument panel bottom, Mocha
- Interior trim, Fineline Pure textured wood
- Remote control with Pearl Grey Chrome buttons and Black, High-gloss insert
- Sport leather steering wheel, three-spoke

### Optional equipment:

- ☐ Interior trim, American Oak, High-gloss
- ☐ Interior trim, Fine Brushed Aluminium

### Technical data

### BMW Service



■ Remote control with Pearl Grey Chrome buttons and Black, High-gloss insert.

■ 2D4 19" light alloy Star-spoke style 449, 9J x 19 with 255/50 R19 run-flat tyres.



■ The electrically adjustable Comfort seats for the driver and front passenger upholstered in Exclusive Mocha Nappa leather perfectly blend with the Fineline Pure textured wood interior trim. The interior design is further enhanced by leather trim on the door and instrument panels.

■ The instrument panel in Black Nappa leather features contrast stitching in Nut Brown that complements the sophisticated interior.



The BMW X5 xDrive50i with Pure Experience Exterior Design package, optional Imperial Blue xirallic paint and optional Aluminium running board.

# THE BMW X5. PURE EXCELLENCE DESIGN PACKAGES.

## Pure Excellence Exterior Design package:

- 19" light alloy Multi-spoke style 448 with run-flat tyres
- B and C pillar finishers, Black, High-gloss
- Exterior trim, Chromeline
- Front grille and air intakes, Chrome
- Mirror triangle base and frame Black, High-gloss
- Rear bumper insert, Chrome
- Remote control with Pearl Grey Chrome buttons and Black, High-gloss insert
- Wheel arch trims in body colour
- Underbody guards front, side and rear in body colour

## Optional equipment:

- ☐ Choice of alternative 19" and 20" light alloy wheels
- ☐ Exterior trim, High-gloss Shadowline

## Pure Excellence Interior Design package:

- Exclusive Nappa leather upholstery, Ivory White
- Instrument panel top and door upper-arm trim panels, Atlas Grey Nappa leather with Parchment contrast stitching
- Instrument panel bottom, Ivory White
- Interior trim, American Oak, High-gloss
- Remote control with Pearl Grey Chrome buttons and Black, High-gloss insert
- Sport leather steering wheel, three-spoke

## Optional equipment:

- ☐ Interior trim, Finesse Pure textured wood
- ☐ Interior trim, Fine Brushed Aluminium

## Pure Excellence Interior Design package - M Sport:

- Exclusive Nappa leather, Ivory White
- Instrument panel bottom, Ivory White
- Instrument panel top and door upper-arm trim panels, Atlas Grey Nappa leather with Parchment contrast stitching



■ The electrically adjustable front Comfort seats shown here with optional Seat Ventilation and Ivory White Exclusive Nappa leather upholstery. The American Oak, High-gloss interior trim adds a harmonious finishing touch to the high-grade interior.



■ Remote control with Pearl Grey Chrome buttons and Black, High-gloss insert.



■ 2H4 19" light alloy Multi-spoke style 448, 9J x 19 with 255/50 R19 run-flat tyres.



■ The instrument panel in Atlas Grey Nappa leather accentuates the exclusive interior design with its Parchment contrast stitching.



The BMW X5 xDrive30d with Pure Excellence Exterior Design package and optional Sophisto Grey xirallic paint.

## THE BMW X5. M SPORT.

### Exterior equipment:

- 19" light alloy M Double-spoke style 467 M with run-flat tyres
- Adaptive M suspension
- Exhaust tailpipes, single, quadrilateral, left and right, Chrome
- Exterior trim, High-gloss Shadowline
- M aerodynamic bodystyling
- M designation on front side panels, left and right
- Remote control, including integrated key, with M designation
- Roof rails, High-gloss Shadowline

### Interior equipment:

- Door sill finishers with M designation
- Headlining, Anthracite
- Interior trim, Aluminium Hexagon
- M leather steering wheel with gearshift paddles
- Seat adjustment, front, electric with driver memory
- Sport automatic transmission
- Sport seats, front

### Package options:

M Sport models can also be perfectly combined with either Pure Experience or Pure Excellence Interior Design Packages.



■ Sport seats featuring optional Alcantara/Dakota leather upholstery, shown above with M leather steering wheel, lend the interior a particularly sporty feel. Dakota leather upholstery comes as standard on M Sport models.



■ Door sill finishers in aluminium with 'M' designation.



■ Remote control key with 'M' designation.



■ 2PV 19" light alloy M Double-spoke style 467 M with run-flat tyres.  
Front: 9J x 19 with 255/50 R19 tyres.  
Rear: 10J x 19 with 285/45 R19 tyres.



□ 2PW 20" light alloy M Double-spoke style 469 M with run-flat tyres.  
Front: 10J x 20 with 275/40 R20 tyres.  
Rear: 11J x 20 with 315/35 R20 tyres.



The BMW X5 xDrive50i M Sport in exclusive optional Carbon Black metallic paint.

# BMW Individual

The expression of personality.



□ BMW Individual Ruby Black metallic paint.



## The BMW X5. Inspired by BMW Individual.

□ Driving a BMW is, in itself, a mark of character. There are those who still, however, want their vehicles to be even more individual reflections of their personality. The BMW Individual Collection and the BMW Individual Manufaktur meet these needs by opening up seemingly limitless opportunities for differentiation.

Precisely in tune with each model, the BMW Individual Collection offers a highly exclusive selection of equipment options. Fascinating paint finishes either refracting the light or with a matt effect. Leather, unique in colour and scope of application, perfected with clever contrasts and decorative stitching. Interior trims in the most exclusive fine woods, the immaculate Piano finish and the finest leather.

And yet even this can be surpassed – thanks to the BMW Individual Manufaktur. Here, there is only one goal: realising almost any customer request, even the most personal, with stylish, hand-crafted perfection.




□ 20" BMW Individual light alloy V-spoke style 551 I wheels.




□ BMW Individual Extended Merino leather upholstery in Amaro Brown with contrast stitching.


Exterior colours.




☐ **300 Alpine White**  
Non-metallic




☐ **668 Jet Black**  
Non-metallic¹




☐ **A83 Glacier Silver**  
Metallic




☐ **475 Black Sapphire**  
Metallic




☐ **A90 Sophisto Grey**  
Xirallic¹




☐ **B53 Sparkling Brown**  
Xirallic¹




☐ **A14 Mineral Silver**  
Metallic¹




☐ **A52 Space Grey**  
Metallic




☐ **A96 Mineral White**  
Metallic




☐ **A89 Imperial Blue**  
Xirallic¹




☐ **416 Carbon Black**  
Metallic²




☐ **BMW Individual**  
X01 Pearl Silver metallic



☐ **BMW Individual**  
X03 Ruby Black metallic




☐ **BMW Individual**  
X13 Pyrite Brown metallic




☐ **BMW Individual**  
S34 Azurite Black metallic


Upholstery colours.




☒ **LCSW Black**  
Dakota leather




☒ **LCMY Mocha**  
Dakota leather³




☒ **LCB8 Terra**  
Dakota leather




☒ **LCEW Ivory White/Black**  
Dakota leather




☒ **LCEX Ivory White/Ivory White**  
Dakota leather³




☒ **LCCY Canberra Beige**  
Dakota leather




☐ **NAEX Ivory White**  
Exclusive Nappa leather⁴



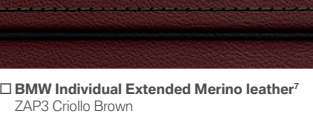
☐ **NAMY Mocha**  
Exclusive Nappa leather⁵




☐ **GMAT Black**  
Alcantara/Dakota leather⁶




☐ **BMW Individual Extended Merino leather⁷**  
ZAP3 Criollo Brown




☐ **BMW Individual Extended Merino leather⁷**  
ZAP5 Amaro Brown



☐ **BMW Individual Extended Merino leather⁷**  
ZAFU Smoke White



☐ **BMW Individual Extended Merino leather⁷**  
ZAML Nutmeg



☐ **BMW Individual Extended Merino leather⁷**  
ZAN3 Taupe

The following pages illustrate the colours and materials available for the BMW X5. Use them to identify your favourite colours, or compare various combinations. These colour samples are intended as an initial guide, however experience has shown that printed versions of paint, upholstery and interior trim colours cannot in all cases faithfully reproduce the colour appearance of the originals. We therefore recommend that you consult your BMW Retailer on your preferred colour choices. They will be happy to show you original samples and assist you with any requests.

¹ Not with M Sport or M50d models.  
² Only with M Sport and M50d models.  
³ Not with Comfort seats or Instrument panel, leather.  
⁴ Only with Pure Excellence Interior Design package.  
⁵ Only with Pure Experience Interior Design package.  
⁶ Not with Comfort seats, Seat heating rear or Third row seating. Only available with M Sport and M50d models.  
⁷ BMW Individual Extended Merino leather upholstery includes front and rear seats, headrests, rear panels on front seat backrests, door panel inserts, centre console including armrest.

Interior colours.



Black




Ivory White




Canberra Beige


Interior trims.




□ 4AC Poplar wood, High-gloss<sup>1</sup>




■ 4MR Aluminium Hexagon<sup>3</sup>




■ 4B9 Fine Brushed Aluminium




□ 4CV American Oak, High-gloss




□ 4DD Finition Pure textured wood




□ BMW Individual interior trim  
4WC Ash Volcano Brown



□ BMW Individual interior trim  
XEW Light Sen wood, High-gloss


























□ BMW Individual interior trim  
XE7 Piano Black



□ BMW Individual interior trim  
4WC Ash Volcano Brown

<sup>1</sup> Standard for X5 xDrive50i.  
<sup>2</sup> Not with M Sport or M50d models.  
<sup>3</sup> Only with M Sport and M50d models.  
<sup>4</sup> Only with Pure Excellence Interior Design package.  
<sup>5</sup> Only with Pure Experience Interior Design package.  
<sup>6</sup> BMW Individual Extended Merino leather upholstery includes front and rear seats, headrests, rear panels on front seat backrests, door panel inserts, centre console including armrest.

Combinations.

	BMW upholstery colours									BMW Individual upholstery colours					
Upholstery material	Dakota leather						Exclusive Nappa leather		Alcantara/ Dakota leather	BMW Individual Extended Merino leather <sup>6</sup>					
Standard seats	•	•	•	•	•	•	—	—	—	—	—	—	—	—	—
Comfort seats	•	—	•	•	—	•	•	•	—	•	•	•	•	•	•
Sport seats	•	•	•	•	•	•	—	—	—	•	•	•	•	•	•
Upholstery colour	Black	Mocha	Terra	Ivory White	Ivory White	Canberra Beige	Ivory White <sup>4</sup>	Mocha <sup>5</sup>	Black	Criollo Brown	Amaro Brown	Smoke White	Nutmeg	Taupe	
Interior colour	Black	Black	Black	Black	Ivory White	Canberra Beige	Ivory White	Black	Black	Black	Black	Black	Black	Black	
<b>BMW exterior colours</b>															
300 Alpine White non-metallic		•	•	•	•	•	•	•	•	•	•	•	•	•	•
668 Jet Black non-metallic <sup>2</sup>		•	•	•	•	•	•	•	—	•	•	•	•	•	•
A83 Glacier Silver metallic		•	•	•	•	•	•	•	•	•	•	•	•	•	•
475 Black Sapphire metallic		•	•	•	•	•	•	•	•	•	•	•	•	•	•
A90 Sophisto Grey xirallic <sup>2</sup>		•	•	•	•	•	•	•	—	•	•	•	•	•	•
B53 Sparkling Brown xirallic <sup>2</sup>		•	•	•	•	•	•	•	—	•	•	•	•	•	•
A14 Mineral Silver metallic <sup>2</sup>		•	•	•	•	•	•	•	—	•	•	•	•	•	•
A52 Space Grey metallic		•	•	•	•	•	•	•	•	•	•	•	•	•	•
A96 Mineral White metallic		•	•	•	•	•	•	•	•	•	•	•	•	•	•
A89 Imperial Blue xirallic <sup>2</sup>		•	•	•	•	•	•	•	—	•	•	•	•	•	•
416 Carbon Black metallic <sup>3</sup>		•	•	•	•	•	•	•	•	•	•	•	•	•	•
<b>BMW Individual exterior colours</b>															
X01 Pearl Silver		•	•	•	•	•	•	•	•	•	•	•	•	•	•
X03 Ruby Black metallic		•	•	•	•	•	•	•	•	•	•	•	•	•	•
X13 Pyrite Brown metallic		•	•	•	•	•	•	•	•	•	•	•	•	•	•
S34 Azurite Black		•	•	•	•	•	•	•	•	•	•	•	•	•	•
<b>BMW interior trims</b>															
4AC Poplar wood, High-gloss <sup>1</sup>		•	•	•	•	•	•	•	•	•	•	•	•	•	•
4MR Aluminium Hexagon <sup>2</sup>		•	•	•	•	•	•	•	•	•	•	•	•	•	•
4B9 Fine Brushed Aluminium		•	•	•	•	•	•	•	•	•	•	•	•	•	•
4CV American Oak, High-gloss		•	•	•	•	•	•	•	•	•	•	•	•	•	•
4DD Finition Pure textured wood		•	•	•	•	•	•	•	•	•	•	•	•	•	•
<b>BMW Individual interior trims</b>															
XEW Light Sen wood		•	•	•	•	•	•	•	•	•	•	•	•	•	•
XE7 Piano Black		•	•	•	•	•	•	•	•	•	•	•	•	•	•
4WC Ash Volcano Brown		•	•	•	•	•	•	•	•	•	•	•	•	•	•
• Available    — Not available															

Standard / Optional equipment.



□ **552 Adaptive LED Headlights** with cornering lights and adaptive lights. Their bright colour approximates daylight for optimum illumination of the road, improved visibility and reduced tiredness when driving at night. The four LED light rings present an unmistakable impression at night. Includes High-beam Assistant.

■ **Xenon Headlights** for low and high beam, with automatic headlight range control and headlight wash system, LED accent lights provide much better illumination of the road ahead at night or in poor visibility.

□ **524 Adaptive Headlights** offer improved visibility by following the steering angle of the front wheels, giving better illumination through corners of the road ahead. Includes High-beam Assistant.



■ **Rear lights with LED light elements** are instantly recognisable, even at long distances, thanks to distinctive horizontal light strips.



■ **Headlight wash** ensures optimal illumination in all weathers. Headlights are automatically cleaned in parallel with the windscreen when the windscreen wash function is activated.



■ **LED foglights**, front, the bright white light increases safety when visibility is poor.



■ **Rain sensor with automatic headlight activation** the interval speed of the windscreen wipers is regulated according to rain intensity and switches on headlights when the light level drops.


□ **5AC High-beam Assistant.** This feature, in conjunction with Adaptive LED Headlights or Adaptive Headlights, automatically switches the high-beam on and off depending on the traffic situation.



■ **Air Breather**, located in the front wheel arches, channels the air flow at the front wheels. This decreases air turbulence, thereby reducing the vehicle's fuel consumption and CO<sub>2</sub> emissions.



■ **Roof rails, Black**, matched harmoniously to the car's design and provide the foundation for BMW's multi-functional roof rack system for transportation of bicycles, luggage etc. (Standard on SE models).



□ **3AT Roof rails, Matt Aluminium** complements the exterior design and serves as the base for a multi-functional BMW roof rack system. Recommended in combination with the Pure Experience Design package.



□ **3MC Roof rails, High-gloss Shadowline** for a truly striking aesthetic. Particularly well suited in combination with the Pure Excellence Design package. (Standard on M Sport and M50d models).



□ **760 Exterior trim, High-gloss Shadowline** side window trim, window recess finishers, window guides, trim on the B and C pillars and mirror bases feature in High-gloss Black. (Standard on M Sport and M50d models).



□ **3MB Exterior trim, Matt Aluminium.**

□ **420 Sun protection glass** darkened glass for rear screen and rear side windows reduces the degree to which the interior heats up in the sun, ensuring a pleasant interior temperature.



■ **Tailgate**, split, for easy access to the luggage compartment. Top section with remote electric release and soft-close function, bottom section with manual release. When the lower part is open, it forms a platform that can be locked in line with the floor of the luggage compartment.



□ **328 Running boards, Aluminium** with a brushed aluminium finish and raised rubber dot grip pattern. Available for SE models, this stylish design element provides added convenience when getting in and out of the BMW X5.

□ **323 Soft-close doors.**



□ **3AC Towbar** concealed and permanently installed behind the bumper and includes Trailer Stability Control. Enables a braked trailer of up to 3,500kg to be towed. (sDrive25d and xDrive25d up to 2,700kg).

Standard / Optional equipment.



□ 2LS 20" light alloy Y-spoke style 451 with mixed tyres, front 10J x 20 with 275/40 R20 run-flat tyres, rear 11J x 20 with 315/35 R20 run-flat tyres.



■ 2AZ 18" light alloy Double-spoke style 446, 8.5J x 18 with 255/55 R18 run-flat tyres. (Standard on sDrive25d SE, xDrive25d/30d/40d SE).



□ 2T2 19" light alloy Streamline style 490, 9J x 19 with 255/50 R19 run-flat tyres.



□ 2WF 19" light alloy W-spoke style 447 with mixed tyres, front 9J x 19 with 255/50 R19 run-flat tyres, rear 10J x 19 with 285/45 R19 run-flat tyres.



□ 2H4 19" light alloy Multi-spoke style 448, 9J x 19 with 255/50 R19 run-flat tyres. Included in Pure Excellence Exterior Design package.



□ 2D4 19" light alloy Star-spoke style 449, 9J x 19 with 255/50 R19 run-flat tyres. Included in Pure Experience Exterior Design package.



□ 2H7 19" light alloy V-spoke style 450, 9J x 19 with 255/50 R19 run-flat tyres. (Standard on X5 xDrive50i SE).



□ 2TZ 20" light alloy Star-spoke style 491, Black with mixed tyres, front 10J x 20 with 275/40 R20 run-flat tyres, rear 11J x 20 with 315/35 R20 run-flat tyres.



□ 2V0 20" BMW Individual light alloy V-spoke style 551 I with mixed tyres, front 10J x 20 with 275/40 R20 run-flat tyres, rear 11J x 20 with 315/35 R20 run-flat tyres.



■ M leather steering wheel with gearshift paddles and features multi-function buttons, M designation, more pronounced thumb rests and a thicker rim for a better grip. (Standard on M Sport and M50d models only). □ 248 Steering wheel heating. At the push of a button, the steering wheel rim heats up in a short space of time – particularly pleasant in winter.



□ 255 Sport leather steering wheel, with multi-function buttons and Pearl Grey Chrome inlay. Included in Pure Excellence and Pure Experience Interior Design packages. □ 217 Active steering, available for xDrive50i models. Provides maximum response with minimal steering wheel movement at low speeds transitioning to less response at high speeds.




■ Multi-function leather steering wheel. (Standard on SE models). ■ Servotronic adapts the steering power to suit the speed.



□ XL5 BMW Individual leather steering wheel with wooden inlays which match the respective BMW Individual interior trim.



□ 6WB Multi-functional instrument panel, with Black panel technology and 10.25" display, provides an impressive visualisation of the driving experience. Three different modes and their specific characteristics – each of which have their own colour scheme and graphic style – can be shown in the display: Comfort, ECO PRO and Sport modes.



□ 610 Head-up Display, full colour, projects relevant driving information into the driver's field of vision thereby allowing the driver to always remain focused on the road ahead. Head-up Display shows information such as current speed, navigation directions, Speed Limit Info (if fitted) including no-overtaking indicator, along with Check Control messages and infotainment information.<sup>1</sup>



■ Parking brake with auto-hold function allows the brake to be applied and released via a button on the centre console. Auto-hold assists the driver in stop-start traffic, or during hill starts by preventing the car from rolling forwards or backwards when at a standstill.



■ Eight-speed automatic transmission with Steptronic makes changing gears and driving significantly more convenient, thanks to fast engine speed transitions and shorter shift times. It unites outstanding comfort with palpable dynamics and increased fuel-efficiency.

<sup>1</sup>Additional options may be required to display all features mentioned.

Standard / Optional equipment.



□ **5A3 Night Vision with Dynamic Light Spot.** A thermal imaging camera in the kidney grille detects people and animals up to a distance of 300 metres. The infrared images are shown in the Control Display and the driver is alerted to potential hazards using a visual and acoustic warning. In addition, an innovative Dynamic Light Spot uses the foglight beam to clearly illuminate the hazard enabling the driver to recognise potential dangers sooner and take more timely action.



■ **Navigation System - BMW Professional Multimedia** with high-resolution 10.2" colour display and new Intel processor for fast screen loads and page transitions. Includes the new generation iDrive Touch Controller, DVD drive, integrated 20GB hard disk for storage of audio files, MP3 players or USB sticks, as well as Intelligent Route-ahead Assistance for efficient driving by anticipating road conditions, Real Time Traffic Information for up-to-date traffic flow information, ECO PRO Route, 3D city models and split-screen function.



■ **Driving Assistant.** A range of camera-based driver assistance systems provide enhanced safety and reduce the risk of potential collisions, at both high and low speeds. Lane Departure Warning detects lane markings and alerts the driver with steering wheel vibration. Forward Collision Warning monitors vehicles ahead alerting the driver by optical and acoustic alerts of a potential rear-end collision. City Collision Mitigation proactively engages braking for rapid reaction to possible vehicle collisions.



■ **ECO PRO mode.** Depending on individual driving style, this mode can reduce fuel consumption by up to 20% (determined in an internal BMW fuel consumption evaluation).



■ **iDrive Touch Controller,** the latest generation iDrive Touch Controller enables intuitive and convenient operation of the iDrive system. A touch sensitive pad located on the rotary dial allows written character entry, e.g. writing telephone numbers and address information.



□ **4U1 Ceramic finish for controls,** including the gear lever and iDrive Controller surround, as well as volume and temperature controls. Creates a high-quality and unique impression.



□ **6NS Enhanced Bluetooth telephone preparation with USB audio interface and Voice Control** enables wireless connection to the vehicle for compatible mobile phones and connection, via a snap-in adaptor, of an MP3 player, Apple device or USB memory stick. Bluetooth Hands-free facility with USB audio interface comes standard on all models and allows a compatible mobile phone to be connected to the car and hands-free kit via Bluetooth or using the snap-in adaptor.<sup>1</sup>



□ **5DL Surround-view** comprises Top-view and Side-view. This system provides support in confined situations and provides an early view of approaching traffic for pulling away from side roads and areas where visibility is limited.



□ **5DP Park Assist** for easy parallel parking. Activated at speeds below 20mph, the system uses sensors to identify a suitably size parking space. Steering, brakes and accelerator are controlled by the car.



□ **5AT Driving Assistant Plus,** as Driving Assistant, but additionally with Active Cruise Control with Stop and Go which maintains a pre-selected distance from the vehicle ahead. Includes Traffic Jam Assistant which assumes control of the vehicle, steering, automatically moving forward, and maintaining a safe distance to the car in front.



□ **5AG Lane change warning system,** detects vehicles in the driver's blind spot and vehicles approaching at speed in the adjacent lane when the driver has activated the indicator in order to change lanes. The system alerts the driver by making the steering wheel vibrate and by displaying a visual warning on the exterior mirror.



□ **3AG Reversing Assist camera** enhances visibility when reversing and parking. It shows the area behind the car on the Control Display.



■ **Park Distance Control, front and rear** makes it easier to manoeuvre and park the vehicle in even the tightest spaces. The proximity of obstacles is indicated acoustically as well as visually on the Control Display.



■ **Real Time Traffic Information (RTTI)** provides traffic information in real time, updated every 3 minutes, allowing the driver to monitor if the situation is improving or worsening. Also recommends alternative routes based on time saving benefits.



□ **6AR Internet,** full web browsing with content shown in the Control Display with the iDrive acting as a mouse. Internet is initially available for one year and renewable thereafter.



□ **601 TV function** allows reception of digital broadcasts (DVB-T) when the car is stationary and is operated via the iDrive Controller.



■ **xDrive Status** provides information relevant for offroad driving on the instrument panel and the Control Display. In addition to the compass function, the car's angle of inclination (both visually and in degrees) is also shown.

Standard / Optional equipment.



☐ **XT1 BMW Individual Instrument panel**, leather. The top is finished in Nappa leather while the bottom is in Merino leather to match chosen upholstery colour.<sup>1</sup>  
☐ **4M5 Instrument panel, leather** with top of instrument panel and door upper arm trim panels in Black Nappa leather for a luxurious interior aesthetic.



☐ **6FH Rear-seat entertainment - BMW Professional** includes two 9.2" colour screens located on the rear of the front seats, that can be tilted, and a DVD drive. Features remote control, connections for MP3 players, game consoles and 2 sets of wireless headphones.



☐ **775 Headlining, Anthracite** is a complete roof liner with sun visors, A, B and upper C pillars finished in Black (standard on M Sport and M50d models).  
☐ **688 Loudspeaker system - harman/kardon** includes a powerful 600W digital amplifier, 16 loudspeakers, individually adjusting equalizer for truly outstanding sound quality and harman/kardon designation.



☒ **Favourite buttons** - eight control buttons, positioned in the centre console, enable you to save and access frequently used items such as radio stations, telephone numbers and navigation destinations.



☐ **4NB Air conditioning, automatic with four-zone control** (shown above), same features as two-zone automatic air conditioning, with additional air vents in the B pillars and separate controls for rear seat passengers.  
☒ **Air conditioning, automatic with two-zone control** features separate air volume and temperature controls for the driver and front passenger. Includes microfilter, fogging sensor, automatic air recirculation (AAR), as well as stationary cooling and residual heat functions.



☒ **Ambient interior lighting with colour selection** including 'welcome' mode, as well as pre-set lighting designs featuring tricolour LEDs. This feature also includes countless additional light sources positioned throughout the interior for a particularly pleasant atmosphere. Safe vehicle entry and exit at night is made safer thanks to vicinity lighting and exit lights.



☐ **6F2 B&O Advanced audio system**, with 16 loudspeakers providing 1,200W amplifier power. DIRAC signal processing ensures outstanding acoustics and features two sound modes: Studio and Expanded. Optical display via partially illuminated speaker covers, extending centre speaker with acoustic lens and B&O speaker cover design.

☐ **402 Panoramic glass sunroof**, with one touch function and remote opening/closing. Also includes automatic integral wind deflector, sun protection glass and independently sliding headliner panel. Dual tilt function slides both panes and sliding function slides front panel and headliner fully inside the roof cavity.

<sup>1</sup> The top is in Black with Amaro Brown, Nutmeg or Criollo Brown upholstery and in Dark Scotch with Smoke White or Taupe upholstery. The upper and lower parts of the instrument panel and the door panels feature contrast stitching. Only available in conjunction with corresponding BMW Individual Merino leather upholstery.

58 59 Standard / Optional equipment

☒ Standard equipment    ☐ Optional equipment

Standard / Optional equipment.



□ **456 Comfort seats, front** with electrical adjustment of fore and aft position, height, tilt, recline and head restraint height. The seats also feature lumbar support and programmable memory positions for front seats, steering wheel and door mirror positioning. Additionally includes automatic dipping of passenger door mirror for kerbside parking.



□ **4FF Comfort seats, rear** can be individually adjusted in numerous ways. The two outer seats can be reclined by ten degrees in six stages. In addition, the comfort seats have fore and aft adjustment by 80 millimetres and the rear seat backrest can be completely folded down in a 40:20:40 split. With an easy-entry function, cupholders and storage compartment with lid in the centre armrest, rear seat passengers are assured of a particularly comfortable experience.



□ **4UB Third row seating**, enables the interior space to be used more flexibly. Includes two individual fold-down seats facing forward with easy-entry function. In addition, a centre console with two cupholders is included, as well as heating and ventilation controls with fixed airflow outlets.



■ **Rear seat backrest** (can be folded down in a 40:20:40 split) for more transport options and a customisable seat and luggage compartment configuration, as well as a rear centre armrest with two cup holders.



□ **413 Luggage compartment separating net** can be secured behind the second row of seats and contains loose items within the luggage compartment.



□ **481 Sport seats, front** provide optimum lateral support with higher seat bolsters. The seat length, height, backrest incline and seat surface can all be electrically adjusted and manually adjustable thigh support (standard with M Sport and M50d models).



■ **Standard seats** for driver and front passenger with electrically adjustable backrest angle and seat height, as well as manual adjustment of the lengthways position and headrest height. Driver also has electric seat angle adjustment.



■ **Seat heating, front** heats the seat surfaces and backrests in three thermostatically controlled stages.



□ **459 Seat adjustment, front, electric with driver memory** features two programmable settings for driver seat, steering wheel column and exterior mirror. Automatic dipping of passenger door mirror for kerbside parking. Shown here in combination with Comfort seats. (Standard on M Sport, M50d and xDrive50i SE).



□ **453 Seat ventilation, front**, ventilation of front seats via perforated Dakota leather.



■ **Extended storage** includes a glasses compartment in the headlining, glovebox net to contain small items and netting, hooks, straps and lashing rails with lashing eyes in the luggage compartment.



■ **Storage options** includes storage compartment with a two-part lid and 12V power socket within the front armrest, lockable and illuminated glove compartment, further storage compartments in the interior door panels and two further 12V power sockets located in the rear centre console and luggage compartment.



□ **BMW Individual cool box**, electric, can be accessed when the centre arm rest in the rear of the passenger cell is folded down. Its 13 litre volume accommodates two 0.7 litre bottles and two beverage cans. Easily removable, guaranteeing full luggage compartment capacity when needed.

## Standard / Optional equipment.



■ **4UY Through-loading ski bag** for clean and safe transportation of up to four pairs of skis or three snowboards with two people comfortably seated in the rear. Practically, the bag can be removed and used outside of the vehicle. When not in use, it can be stored in the sleeve under the luggage compartment floor to save space (not available in conjunction with Third-row seating).



□ **417 Sunblinds** manual blinds for rear side windows and quarterlights. For protection against intense sunlight, as well as increased privacy.



■ **Cupholders**, two in the centre console with a sliding cover and two in the rear centre armrest.



■ **Bottle holders** for storing 1.5 litre bottles in the front side pockets and 1.0 litre bottles in the rear side pockets.



□ **322 Comfort Access**, keyless opening of the two front doors, the back doors and the luggage compartment.




□ **BMW Service Inclusive**. Service costs are another area where your Retailer can offer you an intelligent solution. BMW Service Inclusive covers all your vehicle's servicing requirements for a specified period. Terms and conditions apply find out more online at [www.bmw.co.uk/serviceinclusive](http://www.bmw.co.uk/serviceinclusive)

## Genuine BMW Accessories.



21" light alloy Double-spoke style 215, Ferric Grey; BMW roof box 460 in White.



**Travel and Comfort system base carrier with Apple iPad holder** mounted on the back of the front headrests.



**BMW Junior Seat** available in two different colours.



**All-weather floor mats**, dirt-repellent and water-resistant. With metal inlay featuring the BMW logo.



**Snap-in adapter** for making phone calls and listening to music.



21" light alloy Star-spoke style 128, Liquid Black.



**Luggage compartment mat**, precisely fitted anti-slip mat made from heavy duty plastic.

A BMW always delivers a special drive. And Genuine BMW Accessories make the experience better still, combining extraordinary ideas with sheer practicality and immaculate design. Discover the all-round innovative solutions on offer in many categories: exterior, interior, communication & information and transport & luggage compartment. Your BMW Retailer will be happy to advise you and provide you with a special catalogue detailing the entire range of Genuine BMW Accessories. For more information visit [www.bmw.co.uk/accessories](http://www.bmw.co.uk/accessories)

Weight		xDrive40e	xDrive50i	sDrive25d	xDrive25d	xDrive30d	xDrive40d	M50d
Unladen weight	kg	2230	2175	1995	2040	2070	2110	2190
Unladen weight EU¹	kg	2305	2250	2070	2115	2145	2185	2265
Max. permissible	kg	2980	2890	2710	2755	2780	2825	2905
Permitted load	kg	750	715	715	715	715	715	715
Permitted axle load, front/rear	kg	1250/1755	1345/1585	1210/1545	1250/1550	1290/1555	1320/1565	1335/1590
Permitted roof load	kg	100	140	140	140	140	140	140
Permitted trailer load, unbraked	kg	750	750	750	750	750	750	750
Permitted trailer load, braked, max. 12% gradient²	kg	2700	3500	2700	2700	3500	3500	3500
Permitted trailer load, braked, max. 8 % gradient	kg	2700	3500	2700	2700	3500	3500	3500

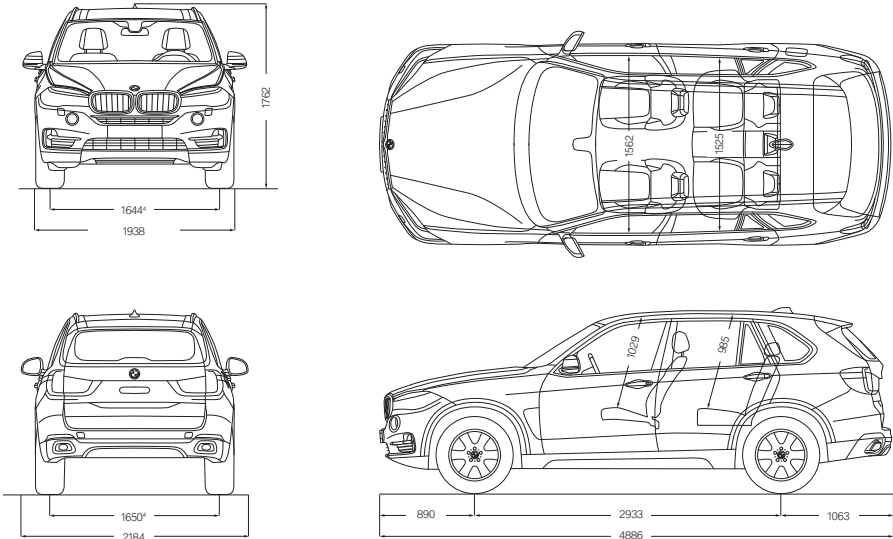
Engines²,³		xDrive40e	xDrive50i	sDrive25d	xDrive25d	xDrive30d	xDrive40d	M50d
Cylinders/valves		4/4	8/4	4/4	4/4	6/4	6/4	6/4
Capacity	cc²	1997	4395	1995	1995	2993	2993	2993
Max. output/engine speed	hp (kW)/ rpm	245 [113] (180 [83]) 5000-6000 [5000]	449 (330) 5500-6000	231 (170) 4400	231 (170) 4400	258 (190) 4000	313 (230) 4400	381 (280) 4000-4400
Max. torque/engine speed	Nm/ rpm	350 1250-4800 [250]	650 2000-4500	500 1500-2500	500 1500-2500	560 1500-3000	630 1500-2500	740 2000-3000

Transmission		xDrive40e	xDrive50i	sDrive25d	xDrive25d	xDrive30d	xDrive40d	M50d
Standard transmission ratio	III :1	4.17/3.14	5.0/3.20	5.0/3.2	4.71/3.14	5.0/3.20	5.0/3.20	5.0/3.20
	II/IV :1	2.10/1.67	2.14/1.72	2.14/1.67	2.11/1.67	2.14/1.72	2.14/1.72	2.14/1.72
	V/VII :1	1.29/1.0	1.31/1.0	1.31/1.0	1.29/1.0	1.31/1.0	1.31/1.0	1.31/1.0
	VII/VIII/R :1	0.84/0.67/3.32	0.82/0.64/3.48	0.82/0.64/3.46	0.84/0.67/3.30	0.82/0.64/3.48	0.82/0.64/3.48	0.82/0.64/3.48
Rear axle transmission ratio	:1	3.15	3.15	3.39	3.39	3.15	3.15	3.15

Performance		xDrive40e	xDrive50i	sDrive25d	xDrive25d	xDrive30d	xDrive40d	M50d
Top speed	mph (km/h)	130 (210) [75 (120)]	155 (250)⁴	136 (220)	136 (220)	142 (230)	147 (236)	155 (250)⁴
Acceleration 0-62mph	s	6.8	4.9	7.7	7.7	6.8	5.9	5.3

Fuel consumption²,³		xDrive40e	xDrive50i	sDrive25d	xDrive25d	xDrive30d	xDrive40d	M50d
Urban	mpg l/100km	-	21.7-21.9 12.9-13.0	47.9 5.9	45.6 6.2	41.5-42.2 6.7-6.8	41.5 6.8	39.2 7.2
Extra-urban	mpg l/100km	-	36.2-36.36.7 7.7-7.8	56.5-57.6 4.9-5.0	53.3-54.3 5.2-5.3	51.4 5.5	50.4-51.4 5.5-5.6	45.5 6.2
Combined	mpg l/100km	83.1-85.6	29.1-29.4 9.6-9.7	52.3-53.3 5.3-5.4	50.4 5.6	47.1-47.9 5.9-6.0	47.1 6.0	42.8 6.6
CO₂ emissions	g/km	3.3-3.4	224-226	139-141	154-156	156-158	157-159	173
Tank capacity, approx.	l	77-78	85	75	75	85	85	85

Wheels		xDrive40e	xDrive50i	sDrive25d	xDrive25d	xDrive30d	xDrive40d	M50d
Tyre dimensions		255/55 R18 V	255/50 R19 W	255/55 R18 V	255/55 R18 V	255/55 R18 V	255/55 R18 V	255/50 285/45 R19 W
Wheel dimensions		8.5J x 18	9J x 19	8.5J x 18	8.5J x 18	8.5J x 18	8.5J x 18	9J / 10J x 19
Material		Light alloy	Light alloy	Light alloy	Light alloy	Light alloy	Light alloy	Light alloy



All dimensions in the technical drawings are given in millimetres. Height including roof aerial. Luggage compartment capacity 650–1,870 litres.

¹ The figure quoted includes a 90% full tank, 68kg for the driver and 7kg for luggage. Unladen weight applies to vehicles with standard equipment. Optional equipment will increase this figure.

² BMW recommends the use of RON 95 super unleaded petrol. Unleaded fuels 91 RON and higher with a maximum ethanol content of 10% (E10) may also be used. Output and fuel consumption figures apply to RON 98 fuel. All these models are designed for use with sulphur-free diesel petrol.

³ All engines comply with the EU6 emissions standard. Fuel consumption figures are determined according to the ECE driving cycle, which consists of approximately one-third urban traffic and two-thirds extra-urban driving (based on the distance covered).

CO₂ emissions are measured in addition to fuel consumption. The fuel consumption figures are based on models with standard equipment. Optional equipment may increase these figures.

Fuel consumption and CO₂ emissions are affected by the selected wheel and tyre sizes.

⁴ The BMW X5 xDrive50i has a track width of 1,640 mm at the front and 1,646 mm at the rear.

⁵ The track width of the BMW X5 M50d is 1,662 mm at the front and 1,702 mm at the rear.

⁶ Only with factory-fitted tow bar, otherwise the max. trailer load is 2,700 kg / 140 kg tow bar download.

⁷ Electronically limited.

[ ] refers to electric engine.

## THE BMW SERVICE CONCEPT:

When you buy a BMW, you can look forward to superb service and comprehensive customer care. **Condition Based Service** tracks service fluids and parts subject to wear, and where appropriate indicates required service stops on the display. In combination with **BMW TeleServices**, the vehicle data collected by Condition Based Service are automatically transmitted to BMW. Your preferred **BMW Service Retailer**

### BMW SERVICE INCLUSIVE.



#### BMW Service Inclusive:

Wouldn't it be good to know your comprehensive servicing costs in advance? Well, that's exactly what BMW Service Inclusive! provides and for a low one-off payment.

BMW Service Inclusive! lasts for 5 years or 50,000 miles (whichever occurs first) and covers all your vehicle's comprehensive servicing requirements. Alternatively you can choose BMW Service Inclusive Plus! which in addition to servicing also covers maintenance items such as brake pads, brake discs and windscreen wipers. And whenever

servicing and maintenance work is carried out on your BMW, you can be sure that it will only be done by fully qualified BMW Service Approved Technicians at one of over 150 BMW Service Authorised Workshops around the country. Furthermore, only Genuine BMW Parts are used – each covered by a two year warranty. BMW Service Inclusive and Service Inclusive Plus are transferable to subsequent owners within the time and mileage period, which can enhance the resale value of your car?

[www.bmw.co.uk/serviceinclusive](http://www.bmw.co.uk/serviceinclusive)

### BMW EMERGENCY SERVICE.



**BMW Emergency Service.** BMW Emergency Service is the only roadside and assistance programme designed specifically for BMW vehicles offering an exceptional range of benefits and services. It is available 24 hours a day, 7 days a week and utilises a dedicated fleet of BMW Approved Technicians, equipped with Genuine Parts and tools, ensuring that you and your vehicle receive the best possible care in the event of any motoring emergency.

This tailor-made programme has been specifically designed to meet the needs of BMW drivers travelling in the UK, Republic of Ireland and Continental Europe giving complete reassurance and peace of mind. Every new BMW is covered for three years.

### THE BMW EXPERIENCE.



**BMW News:** To ensure you're one of the first to hear the latest BMW news and developments, BMW UK offer an email programme. Sign-up at: [www.bmw.co.uk/newsletter](http://www.bmw.co.uk/newsletter)



**BMW World, an iconic building in the Munich skyline.** The BMW World is a true brand experience where it's possible to marvel at the historic BMWs in the museum, learn about our engineers' newest innovations and take a tour of the plant to experience with your own eyes the cutting-edge and exacting methods used to create a BMW.



**BMW Magazine:** Every new BMW customer receives a complimentary subscription to BMW Magazine. This publication features all the latest news and developments from BMW, together with a variety of driving and lifestyle features.

### BMW CONNECTED DRIVE SERVICES.



#### BMW ConnectedDrive Services.

A function using the built-in BMW SIM card to provide telematic and online services that are fully integrated into your BMW vehicle. All services require connection to a UK mobile network. Some services are available in other European countries. The range of ConnectedDrive Services that are available depends on the specification of the vehicle. The service duration varies depending on the ConnectedDrive Service.

For further information on BMW ConnectedDrive Services and terms and conditions please visit [www.bmw.co.uk/connecteddrive-information](http://www.bmw.co.uk/connecteddrive-information)

### BMW FINANCIAL SERVICES.



#### BMW Financial Services:

Financial Services offers a range of solutions designed to help you drive the BMW of your choice. All our products offer you the flexibility to customise your finance, making driving away a BMW a reality. After all, who knows more about financing your BMW than BMW.

If you would like more information, visit

[www.bmwfs.co.uk](http://www.bmwfs.co.uk)

Here, you will also find details of our comprehensive range of products engineered for every eventuality.

You can view all of our current offers at the touch of a button using the BMW Financial Services Offers App. Download it now for free.



**BMW FINANCIAL SERVICES.**

Finance is subject to status and available to over 18's in the UK only (not the Channel Islands or the Isle of Man). Guarantees and indemnities may be required. Advertised finance is provided by BMW Financial Services, Bartley Way, Hook, Hampshire RG27 9UF.



## SHAPING THE FUTURE – RESPONSIBLY.

In 2014, the BMW Group was once again listed in the Dow Jones Sustainability World and Europe Indices and thus ranked one of the most sustainable automotive companies worldwide. The development of efficient vehicle concepts and eco-friendly production processes, up to and including recycling, is an integral part of our engineering philosophy. Thanks to BMW EfficientDynamics, the CO<sub>2</sub> emissions of our European new-vehicle fleet have dropped by more than 30% since 1995. Over the period from 2006 to 2020 we are also aiming to achieve a 45% reduction in the amount of resources – such as water and energy – that our manufacturing operations consume. Since 2007, production in our engine plant in Steyr, Austria, has generated zero waste water. And of course each of our vehicles is designed for easy and economical recycling after its long running life. Please contact your BMW Centre on all matters regarding your end-of-life vehicle. For further information please visit our website.

[www.bmw.co.uk/EfficientDynamics](http://www.bmw.co.uk/EfficientDynamics)  
[www.bmwgroup.com/responsibility](http://www.bmwgroup.com/responsibility)  
[www.bmw.com/recycling](http://www.bmw.com/recycling)

More about BMW

[www.bmw.co.uk](http://www.bmw.co.uk)  
[www.bmw.ie](http://www.bmw.ie)



The Ultimate  
Driving Machine

The models illustrated in this Brochure show the specifications and configurations (standard and optional equipment) of vehicles produced by BMW AG for the German market. According to the specific requirements of other markets, alterations in standard and optional equipment and the configurations available for the different models, as described in this brochure, may occur. For more precise information about country-specific vehicle versions, please contact your local BMW Dealer. Subject to change in design and equipment.  
© BMW AG, Munich/Germany. Not to be reproduced wholly or in part without written permission of BMW AG, Munich. Part number 95 38 0 003 032, August 2015.

411 005 231 212 2015 BB. Printed in Germany 2015.



MIX  
Paper from  
responsible sources  
FSC® C014963